




Usr: financieros
Rep: rptEstadoPresupuestoEgresos_FF

Instituto Tecnológico Superior de Tepeaca
Estado de Puebla

Estado del Ejercicio del Presupuesto de Egresos por Fuente de Financiamiento Al 30/nov./2023

Fecha y hora de Impresión 05/dic./2023 09:57 a. m.

| Unidad Administrativa | Objeto del Gasto | Aprobado | Ampliaciones / (Reducciones) | Presupuesto Vigente | Comprometido | Presupuesto Disponible para Comprometer | Devengado | Comprometido o No Devengado | Presupuesto Sin Devengar | Ejercido | Pagado | Cuentas por Pagar Deuda |
|----------------------------------|--|---------------|------------------------------|---------------------|---------------------|---|---------------------|-----------------------------|--------------------------|---------------------|---------------------|-------------------------|
| 012 Ingresos Propios 2019 | | | | | | | | | | | | |
| 5000 | BIENES MUEBLES, INMUEBLES E INTANGIBLE: | \$0.00 | \$750,000.00 | \$750,000.00 | \$744,409.99 | \$5,590.01 | \$574,989.99 | \$169,420.00 | \$175,010.01 | \$574,989.99 | \$574,989.99 | \$0.00 |
| 5400 | VEHÍCULOS Y EQUIPO DE TRANSPORTE | \$0.00 | \$750,000.00 | \$750,000.00 | \$744,409.99 | \$5,590.01 | \$574,989.99 | \$169,420.00 | \$175,010.01 | \$574,989.99 | \$574,989.99 | \$0.00 |
| 5410 | Vehículos y equipo terrestre | \$0.00 | \$750,000.00 | \$750,000.00 | \$744,409.99 | \$5,590.01 | \$574,989.99 | \$169,420.00 | \$175,010.01 | \$574,989.99 | \$574,989.99 | \$0.00 |
| 5412 | Vehículos y equipo terrestre, destinados a servicios admir | \$0.00 | \$750,000.00 | \$750,000.00 | \$744,409.99 | \$5,590.01 | \$574,989.99 | \$169,420.00 | \$175,010.01 | \$574,989.99 | \$574,989.99 | \$0.00 |
| Ingresos Propios 2019 | | \$0.00 | \$750,000.00 | \$750,000.00 | \$744,409.99 | \$5,590.01 | \$574,989.99 | \$169,420.00 | \$175,010.01 | \$574,989.99 | \$574,989.99 | \$0.00 |
| 013 PRODEP 2022 | | | | | | | | | | | | |
| 2000 | MATERIALES Y SUMINISTROS | \$0.00 | \$13,000.00 | \$13,000.00 | \$13,000.00 | \$0.00 | \$13,000.00 | \$0.00 | \$0.00 | \$13,000.00 | \$13,000.00 | \$0.00 |
| 2100 | MATERIALES DE ADMINISTRACIÓN, EMISIÓN DE DOC | \$0.00 | \$8,000.00 | \$8,000.00 | \$8,000.00 | \$0.00 | \$8,000.00 | \$0.00 | \$0.00 | \$8,000.00 | \$8,000.00 | \$0.00 |
| 2150 | Material impreso e información digital | \$0.00 | \$8,000.00 | \$8,000.00 | \$8,000.00 | \$0.00 | \$8,000.00 | \$0.00 | \$0.00 | \$8,000.00 | \$8,000.00 | \$0.00 |
| 2151 | Material impreso e información digital | \$0.00 | \$8,000.00 | \$8,000.00 | \$8,000.00 | \$0.00 | \$8,000.00 | \$0.00 | \$0.00 | \$8,000.00 | \$8,000.00 | \$0.00 |
| 2900 | HERRAMIENTAS, REFACCIONES Y ACCESORIOS MEN | \$0.00 | \$5,000.00 | \$5,000.00 | \$5,000.00 | \$0.00 | \$5,000.00 | \$0.00 | \$0.00 | \$5,000.00 | \$5,000.00 | \$0.00 |
| 2940 | Refacciones y accesorios menores de equipo de cómput | \$0.00 | \$5,000.00 | \$5,000.00 | \$5,000.00 | \$0.00 | \$5,000.00 | \$0.00 | \$0.00 | \$5,000.00 | \$5,000.00 | \$0.00 |
| 2941 | Refacciones y accesorios menores para equipo de cómput | \$0.00 | \$5,000.00 | \$5,000.00 | \$5,000.00 | \$0.00 | \$5,000.00 | \$0.00 | \$0.00 | \$5,000.00 | \$5,000.00 | \$0.00 |
| 5000 | BIENES MUEBLES, INMUEBLES E INTANGIBLE: | \$0.00 | \$47,000.00 | \$47,000.00 | \$47,000.00 | \$0.00 | \$47,000.00 | \$0.00 | \$0.00 | \$47,000.00 | \$47,000.00 | \$0.00 |
| 5100 | MOBILIARIO Y EQUIPO DE ADMINISTRACIÓN | \$0.00 | \$47,000.00 | \$47,000.00 | \$47,000.00 | \$0.00 | \$47,000.00 | \$0.00 | \$0.00 | \$47,000.00 | \$47,000.00 | \$0.00 |
| 5150 | Equipo de cómputo y de tecnologías de la información | \$0.00 | \$47,000.00 | \$47,000.00 | \$47,000.00 | \$0.00 | \$47,000.00 | \$0.00 | \$0.00 | \$47,000.00 | \$47,000.00 | \$0.00 |
| 5151 | Equipo de cómputo y de tecnología de la información | \$0.00 | \$47,000.00 | \$47,000.00 | \$47,000.00 | \$0.00 | \$47,000.00 | \$0.00 | \$0.00 | \$47,000.00 | \$47,000.00 | \$0.00 |
| PRODEP 2022 | | \$0.00 | \$60,000.00 | \$60,000.00 | \$60,000.00 | \$0.00 | \$60,000.00 | \$0.00 | \$0.00 | \$60,000.00 | \$60,000.00 | \$0.00 |
| 014 Ingresos Propios 2023 | | | | | | | | | | | | |
| 2000 | MATERIALES Y SUMINISTROS | \$200,000.00 | \$63,619.31 | \$263,619.31 | \$253,640.11 | \$9,979.20 | \$253,640.11 | \$0.00 | \$9,979.20 | \$253,640.11 | \$253,640.11 | \$0.00 |
| 2100 | MATERIALES DE ADMINISTRACIÓN, EMISIÓN DE DOC | \$0.00 | \$71,476.41 | \$71,476.41 | \$71,476.41 | \$0.00 | \$71,476.41 | \$0.00 | \$0.00 | \$71,476.41 | \$71,476.41 | \$0.00 |
| 2110 | Materiales, útiles y equipos menores de oficina | \$0.00 | \$316.09 | \$316.09 | \$316.09 | \$0.00 | \$316.09 | \$0.00 | \$0.00 | \$316.09 | \$316.09 | \$0.00 |
| 2111 | Materiales, útiles y equipos menores de oficina | \$0.00 | \$316.09 | \$316.09 | \$316.09 | \$0.00 | \$316.09 | \$0.00 | \$0.00 | \$316.09 | \$316.09 | \$0.00 |
| 2160 | Material de limpieza | \$0.00 | \$71,160.32 | \$71,160.32 | \$71,160.32 | \$0.00 | \$71,160.32 | \$0.00 | \$0.00 | \$71,160.32 | \$71,160.32 | \$0.00 |
| 2161 | Material de limpieza | \$0.00 | \$71,160.32 | \$71,160.32 | \$71,160.32 | \$0.00 | \$71,160.32 | \$0.00 | \$0.00 | \$71,160.32 | \$71,160.32 | \$0.00 |
| 2200 | ALIMENTOS Y UTENSILIOS | \$79,999.00 | -\$70,473.37 | \$9,525.63 | \$2,006.52 | \$7,519.11 | \$2,006.52 | \$0.00 | \$7,519.11 | \$2,006.52 | \$2,006.52 | \$0.00 |
| 2210 | Productos alimenticios para personas | \$0.00 | \$2,098.40 | \$2,098.40 | \$2,006.52 | \$91.88 | \$2,006.52 | \$0.00 | \$91.88 | \$2,006.52 | \$2,006.52 | \$0.00 |



Handwritten signature or initials



Usr: financieros
Rep: rptEstadoPresupuestoEgresos_FF

Instituto Tecnológico Superior de Tepeaca Estado de Puebla

Estado del Ejercicio del Presupuesto de Egresos por Fuente de Financiamiento Al 30/nov./2023

Fecha y hora de Impresión | 05/dic./2023
09:57 a. m.

| Objeto del Gasto | Unidad Administrativa | Aprobado | Ampliaciones / (Reducciones) | Presupuesto Vigente | Comprometido | Presupuesto Disponible para Comprometer | Devengado | Comprometido o No Devengado | Presupuesto Sin Devengar | Ejercido | Pagado | Cuentas por Pagar Deuda |
|------------------|--|---------------------|------------------------------|---------------------|---------------------|---|---------------------|-----------------------------|--------------------------|---------------------|---------------------|-------------------------|
| 2216 | Productos alimenticios para personas asociado a la prest | \$0.00 | \$2,098.40 | \$2,098.40 | \$2,006.52 | \$91.88 | \$2,006.52 | \$0.00 | \$91.88 | \$2,006.52 | \$2,006.52 | \$0.00 |
| 2230 | Utensilios para el servicio de alimentación | \$79,999.00 | -\$72,571.77 | \$7,427.23 | \$0.00 | \$7,427.23 | \$0.00 | \$0.00 | \$7,427.23 | \$0.00 | \$0.00 | \$0.00 |
| 2231 | Utensilios para el servicio de alimentación | \$79,999.00 | -\$72,571.77 | \$7,427.23 | \$0.00 | \$7,427.23 | \$0.00 | \$0.00 | \$7,427.23 | \$0.00 | \$0.00 | \$0.00 |
| 2300 | MATERIAS PRIMAS Y MATERIALES DE PRODUCCIÓN | \$0.00 | \$12,503.27 | \$12,503.27 | \$10,043.18 | \$2,460.09 | \$10,043.18 | \$0.00 | \$2,460.09 | \$10,043.18 | \$10,043.18 | \$0.00 |
| 2310 | Productos alimenticios, agropecuarios y forestales adquir | \$0.00 | \$12,503.27 | \$12,503.27 | \$10,043.18 | \$2,460.09 | \$10,043.18 | \$0.00 | \$2,460.09 | \$10,043.18 | \$10,043.18 | \$0.00 |
| 2311 | Productos alimenticios, agropecuarios y forestales adquir | \$0.00 | \$12,503.27 | \$12,503.27 | \$10,043.18 | \$2,460.09 | \$10,043.18 | \$0.00 | \$2,460.09 | \$10,043.18 | \$10,043.18 | \$0.00 |
| 2700 | VESTUARIO, BLANCOS, PRENDAS DE PROTECCIÓN Y | \$120,001.00 | \$50,113.00 | \$170,114.00 | \$170,114.00 | \$0.00 | \$170,114.00 | \$0.00 | \$0.00 | \$170,114.00 | \$170,114.00 | \$0.00 |
| 2710 | Vestuario y uniformes | \$120,001.00 | \$50,113.00 | \$170,114.00 | \$170,114.00 | \$0.00 | \$170,114.00 | \$0.00 | \$0.00 | \$170,114.00 | \$170,114.00 | \$0.00 |
| 2711 | Vestuario y uniformes | \$120,001.00 | \$50,113.00 | \$170,114.00 | \$170,114.00 | \$0.00 | \$170,114.00 | \$0.00 | \$0.00 | \$170,114.00 | \$170,114.00 | \$0.00 |
| 3000 | SERVICIOS GENERALES | \$420,000.00 | \$466,878.70 | \$886,878.70 | \$693,680.76 | \$193,197.94 | \$693,680.76 | \$0.00 | \$193,197.94 | \$693,680.76 | \$693,680.76 | \$0.00 |
| 3200 | SERVICIOS DE ARRENDAMIENTO | \$0.00 | \$5,220.00 | \$5,220.00 | \$5,220.00 | \$0.00 | \$5,220.00 | \$0.00 | \$0.00 | \$5,220.00 | \$5,220.00 | \$0.00 |
| 3290 | Otros arrendamientos | \$0.00 | \$5,220.00 | \$5,220.00 | \$5,220.00 | \$0.00 | \$5,220.00 | \$0.00 | \$0.00 | \$5,220.00 | \$5,220.00 | \$0.00 |
| 3291 | Otros arrendamientos | \$0.00 | \$5,220.00 | \$5,220.00 | \$5,220.00 | \$0.00 | \$5,220.00 | \$0.00 | \$0.00 | \$5,220.00 | \$5,220.00 | \$0.00 |
| 3300 | SERVICIOS PROFESIONALES, CIENTÍFICOS, TÉCNICO | \$0.00 | \$120,226.92 | \$120,226.92 | \$90,916.92 | \$29,310.00 | \$90,916.92 | \$0.00 | \$29,310.00 | \$90,916.92 | \$90,916.92 | \$0.00 |
| 3360 | Servicios de apoyo administrativo, traducción, fotocopiad | \$0.00 | \$7,432.92 | \$7,432.92 | \$7,432.92 | \$0.00 | \$7,432.92 | \$0.00 | \$0.00 | \$7,432.92 | \$7,432.92 | \$0.00 |
| 3364 | Servicios de impresión de material informativo derivado d | \$0.00 | \$7,432.92 | \$7,432.92 | \$7,432.92 | \$0.00 | \$7,432.92 | \$0.00 | \$0.00 | \$7,432.92 | \$7,432.92 | \$0.00 |
| 3390 | Servicios profesionales, científicos y técnicos integrales | \$0.00 | \$112,794.00 | \$112,794.00 | \$83,484.00 | \$29,310.00 | \$83,484.00 | \$0.00 | \$29,310.00 | \$83,484.00 | \$83,484.00 | \$0.00 |
| 3391 | Servicios profesionales, científicos y técnicos integrales | \$0.00 | \$112,794.00 | \$112,794.00 | \$83,484.00 | \$29,310.00 | \$83,484.00 | \$0.00 | \$29,310.00 | \$83,484.00 | \$83,484.00 | \$0.00 |
| 3400 | SERVICIOS FINANCIEROS, BANCARIOS Y COMERCIA | \$10,000.00 | \$3,910.66 | \$13,910.66 | \$13,910.66 | \$0.00 | \$13,910.66 | \$0.00 | \$0.00 | \$13,910.66 | \$13,910.66 | \$0.00 |
| 3410 | Servicios financieros y bancarios | \$10,000.00 | \$3,910.66 | \$13,910.66 | \$13,910.66 | \$0.00 | \$13,910.66 | \$0.00 | \$0.00 | \$13,910.66 | \$13,910.66 | \$0.00 |
| 3411 | Servicios financieros y bancarios | \$10,000.00 | \$3,910.66 | \$13,910.66 | \$13,910.66 | \$0.00 | \$13,910.66 | \$0.00 | \$0.00 | \$13,910.66 | \$13,910.66 | \$0.00 |
| 3500 | SERVICIOS DE INSTALACIÓN, REPARACIÓN, MANTEN | \$0.00 | \$17,400.00 | \$17,400.00 | \$17,400.00 | \$0.00 | \$17,400.00 | \$0.00 | \$0.00 | \$17,400.00 | \$17,400.00 | \$0.00 |
| 3590 | Servicios de jardinería y fumigación | \$0.00 | \$17,400.00 | \$17,400.00 | \$17,400.00 | \$0.00 | \$17,400.00 | \$0.00 | \$0.00 | \$17,400.00 | \$17,400.00 | \$0.00 |
| 3591 | Servicios de jardinería y fumigación | \$0.00 | \$17,400.00 | \$17,400.00 | \$17,400.00 | \$0.00 | \$17,400.00 | \$0.00 | \$0.00 | \$17,400.00 | \$17,400.00 | \$0.00 |
| 3700 | SERVICIOS DE TRASLADOS Y VIÁTICOS | \$0.00 | \$146,078.00 | \$146,078.00 | \$39,513.50 | \$106,564.50 | \$39,513.50 | \$0.00 | \$106,564.50 | \$39,513.50 | \$39,513.50 | \$0.00 |
| 3720 | Pasajes terrestres | \$0.00 | \$8,112.00 | \$8,112.00 | \$3,566.00 | \$4,546.00 | \$3,566.00 | \$0.00 | \$4,546.00 | \$3,566.00 | \$3,566.00 | \$0.00 |
| 3721 | Pasajes terrestres nacionales | \$0.00 | \$8,112.00 | \$8,112.00 | \$3,566.00 | \$4,546.00 | \$3,566.00 | \$0.00 | \$4,546.00 | \$3,566.00 | \$3,566.00 | \$0.00 |
| 3750 | Viáticos en el país | \$0.00 | \$126,266.00 | \$126,266.00 | \$35,203.50 | \$91,062.50 | \$35,203.50 | \$0.00 | \$91,062.50 | \$35,203.50 | \$35,203.50 | \$0.00 |
| 3751 | Viáticos en el país | \$0.00 | \$126,266.00 | \$126,266.00 | \$35,203.50 | \$91,062.50 | \$35,203.50 | \$0.00 | \$91,062.50 | \$35,203.50 | \$35,203.50 | \$0.00 |
| 3790 | Otros servicios de traslado y hospedaje | \$0.00 | \$11,700.00 | \$11,700.00 | \$744.00 | \$10,956.00 | \$744.00 | \$0.00 | \$10,956.00 | \$744.00 | \$744.00 | \$0.00 |
| 3791 | Otros servicios de traslado y hospedaje | \$0.00 | \$11,700.00 | \$11,700.00 | \$744.00 | \$10,956.00 | \$744.00 | \$0.00 | \$10,956.00 | \$744.00 | \$744.00 | \$0.00 |





Usr: financieros
Rep: rptEstadoPresupuestoEgresos_FF

Instituto Tecnológico Superior de Tepeaca
Estado de Puebla


Estado del Ejercicio del Presupuesto de Egresos por Fuente de Financiamiento Al 30/nov./2023

Fecha y hora de Impresión 05/dic./2023 09:57 a. m.

| Objeto del Gasto | Unidad Administrativa | Aprobado | Ampliaciones / (Reducciones) | Presupuesto Vigente | Comprometido | Presupuesto Disponible para Comprometer | Devengado | Comprometido o No Devengado | Presupuesto Sin Devengar | Ejercido | Pagado | Cuentas por Pagar Deuda |
|------------------------------|---|---------------------|------------------------------|-----------------------|---------------------|---|---------------------|-----------------------------|--------------------------|---------------------|---------------------|-------------------------|
| 3800 | SERVICIOS OFICIALES | \$410,000.00 | \$112,595.68 | \$522,595.68 | \$522,595.68 | \$0.00 | \$522,595.68 | \$0.00 | \$0.00 | \$522,595.68 | \$522,595.68 | \$0.00 |
| 3820 | Gastos de orden social y cultural | \$410,000.00 | \$69,907.68 | \$479,907.68 | \$479,907.68 | \$0.00 | \$479,907.68 | \$0.00 | \$0.00 | \$479,907.68 | \$479,907.68 | \$0.00 |
| 3821 | Gastos de orden social | \$350,000.00 | \$106,476.84 | \$456,476.84 | \$456,476.84 | \$0.00 | \$456,476.84 | \$0.00 | \$0.00 | \$456,476.84 | \$456,476.84 | \$0.00 |
| 3822 | Gastos de orden cultural | \$60,000.00 | -\$36,569.16 | \$23,430.84 | \$23,430.84 | \$0.00 | \$23,430.84 | \$0.00 | \$0.00 | \$23,430.84 | \$23,430.84 | \$0.00 |
| 3830 | Congresos y convenciones | \$0.00 | \$42,688.00 | \$42,688.00 | \$42,688.00 | \$0.00 | \$42,688.00 | \$0.00 | \$0.00 | \$42,688.00 | \$42,688.00 | \$0.00 |
| 3831 | Congresos y convenciones | \$0.00 | \$42,688.00 | \$42,688.00 | \$42,688.00 | \$0.00 | \$42,688.00 | \$0.00 | \$0.00 | \$42,688.00 | \$42,688.00 | \$0.00 |
| 3900 | OTROS SERVICIOS GENERALES | \$0.00 | \$61,447.44 | \$61,447.44 | \$4,124.00 | \$57,323.44 | \$4,124.00 | \$0.00 | \$57,323.44 | \$4,124.00 | \$4,124.00 | \$0.00 |
| 3920 | Impuestos y derechos | \$0.00 | \$11,507.60 | \$11,507.60 | \$4,124.00 | \$7,383.60 | \$4,124.00 | \$0.00 | \$7,383.60 | \$4,124.00 | \$4,124.00 | \$0.00 |
| 3921 | Otros impuestos y derechos | \$0.00 | \$11,507.60 | \$11,507.60 | \$4,124.00 | \$7,383.60 | \$4,124.00 | \$0.00 | \$7,383.60 | \$4,124.00 | \$4,124.00 | \$0.00 |
| 3990 | Otros servicios generales | \$0.00 | \$49,939.84 | \$49,939.84 | \$0.00 | \$49,939.84 | \$0.00 | \$0.00 | \$49,939.84 | \$0.00 | \$0.00 | \$0.00 |
| 3993 | Otros servicios generales | \$0.00 | \$49,939.84 | \$49,939.84 | \$0.00 | \$49,939.84 | \$0.00 | \$0.00 | \$49,939.84 | \$0.00 | \$0.00 | \$0.00 |
| 4000 | TRANSFERENCIAS, ASIGNACIONES, SUBSIDIO | \$0.00 | \$32,921.60 | \$32,921.60 | \$32,921.60 | \$0.00 | \$29,430.00 | \$3,491.60 | \$3,491.60 | \$29,430.00 | \$29,430.00 | \$0.00 |
| 4400 | AYUDAS SOCIALES | \$0.00 | \$32,921.60 | \$32,921.60 | \$32,921.60 | \$0.00 | \$29,430.00 | \$3,491.60 | \$3,491.60 | \$29,430.00 | \$29,430.00 | \$0.00 |
| 4410 | Ayudas sociales a personas | \$0.00 | \$32,921.60 | \$32,921.60 | \$32,921.60 | \$0.00 | \$29,430.00 | \$3,491.60 | \$3,491.60 | \$29,430.00 | \$29,430.00 | \$0.00 |
| 4417 | Ayudas en materia de formación educativa y cultural | \$0.00 | \$32,921.60 | \$32,921.60 | \$32,921.60 | \$0.00 | \$29,430.00 | \$3,491.60 | \$3,491.60 | \$29,430.00 | \$29,430.00 | \$0.00 |
| 5000 | BIENES MUEBLES, INMUEBLES E INTANGIBLE | \$229,697.00 | -\$228,667.59 | \$1,029.41 | \$0.00 | \$1,029.41 | \$0.00 | \$0.00 | \$1,029.41 | \$0.00 | \$0.00 | \$0.00 |
| 5100 | MOBILIARIO Y EQUIPO DE ADMINISTRACIÓN | \$120,000.00 | -\$120,000.00 | \$0.00 | \$0.00 | \$0.00 | \$0.00 | \$0.00 | \$0.00 | \$0.00 | \$0.00 | \$0.00 |
| 5110 | Muebles de oficina y estantería | \$120,000.00 | -\$120,000.00 | \$0.00 | \$0.00 | \$0.00 | \$0.00 | \$0.00 | \$0.00 | \$0.00 | \$0.00 | \$0.00 |
| 5111 | Muebles de oficina y estantería | \$120,000.00 | -\$120,000.00 | \$0.00 | \$0.00 | \$0.00 | \$0.00 | \$0.00 | \$0.00 | \$0.00 | \$0.00 | \$0.00 |
| 5200 | MOBILIARIO Y EQUIPO EDUCACIONAL Y RECREATIVO | \$109,697.00 | -\$108,667.59 | \$1,029.41 | \$0.00 | \$1,029.41 | \$0.00 | \$0.00 | \$1,029.41 | \$0.00 | \$0.00 | \$0.00 |
| 5210 | Equipos y aparatos audiovisuales | \$109,697.00 | -\$108,667.59 | \$1,029.41 | \$0.00 | \$1,029.41 | \$0.00 | \$0.00 | \$1,029.41 | \$0.00 | \$0.00 | \$0.00 |
| 5211 | Equipos y aparatos audiovisuales | \$109,697.00 | -\$108,667.59 | \$1,029.41 | \$0.00 | \$1,029.41 | \$0.00 | \$0.00 | \$1,029.41 | \$0.00 | \$0.00 | \$0.00 |
| Ingresos Propios 2023 | | \$849,697.00 | \$334,752.02 | \$1,184,449.02 | \$980,242.47 | \$204,206.55 | \$976,750.87 | \$3,491.60 | \$207,698.15 | \$976,750.87 | \$976,750.87 | \$0.00 |

025 Federal 2023

| | | | | | | | | | | | | |
|-------------|--|------------------------|-----------------------|------------------------|------------------------|-----------------------|------------------------|---------------------|-----------------------|------------------------|------------------------|--------------------|
| 1000 | SERVICIOS PERSONALES | \$18,980,520.00 | \$2,312,039.00 | \$21,292,559.00 | \$17,507,788.45 | \$3,784,770.55 | \$17,338,426.43 | \$169,362.02 | \$3,954,132.57 | \$17,338,426.43 | \$17,271,467.18 | \$66,959.25 |
| 1100 | REMUNERACIONES AL PERSONAL DE CARÁCTER PE | \$11,714,212.00 | \$544,445.24 | \$12,258,657.24 | \$11,816,063.63 | \$442,593.61 | \$11,816,063.63 | \$0.00 | \$442,593.61 | \$11,816,063.63 | \$11,816,063.63 | \$0.00 |
| 1130 | Sueldos base al personal permanente | \$11,714,212.00 | \$544,445.24 | \$12,258,657.24 | \$11,816,063.63 | \$442,593.61 | \$11,816,063.63 | \$0.00 | \$442,593.61 | \$11,816,063.63 | \$11,816,063.63 | \$0.00 |
| 1132 | Sueldo base al personal de confianza | \$11,714,212.00 | \$544,445.24 | \$12,258,657.24 | \$11,816,063.63 | \$442,593.61 | \$11,816,063.63 | \$0.00 | \$442,593.61 | \$11,816,063.63 | \$11,816,063.63 | \$0.00 |
| 1300 | REMUNERACIONES ADICIONALES Y ESPECIALES | \$2,836,269.00 | \$1,985,682.61 | \$4,821,951.61 | \$1,697,278.27 | \$3,124,673.34 | \$1,697,278.27 | \$0.00 | \$3,124,673.34 | \$1,697,278.27 | \$1,697,278.27 | \$0.00 |
| 1310 | Primas por años de servicios efectivos prestados | \$496,495.00 | \$1,204,308.00 | \$1,700,803.00 | \$566,554.01 | \$1,134,248.99 | \$566,554.01 | \$0.00 | \$1,134,248.99 | \$566,554.01 | \$566,554.01 | \$0.00 |



Handwritten signature



Usr: financieros
Rep: rptEstadoPresupuestoEgresos_FF

Instituto Tecnológico Superior de Tepeaca
Estado de Puebla
Estado del Ejercicio del Presupuesto de Egresos por Fuente de Financiamiento Al 30/nov./2023

Fecha y hora de Impresión | 05/dic./2023
09:57 a. m.

| Objeto del Gasto | Unidad Administrativa | Aprobado | Ampliaciones / (Reducciones) | Presupuesto Vigente | Comprometido | Presupuesto Disponible para Comprometer | Devengado | Comprometido o No Devengado | Presupuesto Sin Devengar | Ejercido | Pagado | Cuentas por Pagar Deuda |
|------------------|--|-----------------------|------------------------------|-----------------------|-----------------------|---|-----------------------|-----------------------------|--------------------------|-----------------------|-----------------------|-------------------------|
| 1311 | Prima quinquenal por años de servicios efectivos prestad | \$496,495.00 | \$1,204,308.00 | \$1,700,803.00 | \$566,554.01 | \$1,134,248.99 | \$566,554.01 | \$0.00 | \$1,134,248.99 | \$566,554.01 | \$566,554.01 | \$0.00 |
| 1320 | Primas de vacaciones, dominical y gratificación de fin de | \$2,125,755.00 | \$762,079.72 | \$2,887,834.72 | \$909,990.93 | \$1,977,843.79 | \$909,990.93 | \$0.00 | \$1,977,843.79 | \$909,990.93 | \$909,990.93 | \$0.00 |
| 1321 | Primas de vacaciones y dominical | \$797,158.00 | \$49,852.72 | \$847,010.72 | \$755,512.42 | \$91,498.30 | \$755,512.42 | \$0.00 | \$91,498.30 | \$755,512.42 | \$755,512.42 | \$0.00 |
| 1322 | Aguinaldo o gratificación de fin de año | \$1,328,597.00 | \$712,227.00 | \$2,040,824.00 | \$154,478.51 | \$1,886,345.49 | \$154,478.51 | \$0.00 | \$1,886,345.49 | \$154,478.51 | \$154,478.51 | \$0.00 |
| 1340 | Compensaciones | \$214,019.00 | \$19,294.89 | \$233,313.89 | \$220,733.33 | \$12,580.56 | \$220,733.33 | \$0.00 | \$12,580.56 | \$220,733.33 | \$220,733.33 | \$0.00 |
| 1343 | Compensación por adquisición de material didáctico | \$214,019.00 | \$19,294.89 | \$233,313.89 | \$220,733.33 | \$12,580.56 | \$220,733.33 | \$0.00 | \$12,580.56 | \$220,733.33 | \$220,733.33 | \$0.00 |
| 1400 | SEGURIDAD SOCIAL | \$2,877,301.00 | \$130,224.03 | \$3,007,525.03 | \$2,956,632.03 | \$50,893.00 | \$2,787,270.01 | \$169,362.02 | \$220,255.02 | \$2,787,270.01 | \$2,720,310.76 | \$66,959.25 |
| 1410 | Aportaciones de seguridad social | \$2,638,828.00 | \$127,044.03 | \$2,765,872.03 | \$2,720,310.76 | \$45,561.27 | \$2,720,310.76 | \$0.00 | \$45,561.27 | \$2,720,310.76 | \$2,720,310.76 | \$0.00 |
| 1411 | Aportaciones al Instituto de Seguridad y Servicios Sociale | \$2,638,828.00 | \$127,044.03 | \$2,765,872.03 | \$2,720,310.76 | \$45,561.27 | \$2,720,310.76 | \$0.00 | \$45,561.27 | \$2,720,310.76 | \$2,720,310.76 | \$0.00 |
| 1430 | Aportaciones al sistema para el retiro | \$238,473.00 | \$3,180.00 | \$241,653.00 | \$236,321.27 | \$5,331.73 | \$66,959.25 | \$169,362.02 | \$174,693.75 | \$66,959.25 | \$0.00 | \$66,959.25 |
| 1431 | Aportaciones al sistema de ahorro para el retiro | \$238,473.00 | \$3,180.00 | \$241,653.00 | \$236,321.27 | \$5,331.73 | \$66,959.25 | \$169,362.02 | \$174,693.75 | \$66,959.25 | \$0.00 | \$66,959.25 |
| 1500 | OTRAS PRESTACIONES SOCIALES Y ECONÓMICAS | \$967,738.00 | \$131,383.94 | \$1,099,121.94 | \$932,511.34 | \$166,610.60 | \$932,511.34 | \$0.00 | \$166,610.60 | \$932,511.34 | \$932,511.34 | \$0.00 |
| 1540 | Prestaciones contractuales | \$937,738.00 | \$2,331.94 | \$940,069.94 | \$916,075.34 | \$23,994.60 | \$916,075.34 | \$0.00 | \$23,994.60 | \$916,075.34 | \$916,075.34 | \$0.00 |
| 1543 | Prestaciones establecidas por condiciones generales de f | \$937,738.00 | \$2,331.94 | \$940,069.94 | \$916,075.34 | \$23,994.60 | \$916,075.34 | \$0.00 | \$23,994.60 | \$916,075.34 | \$916,075.34 | \$0.00 |
| 1590 | Otras prestaciones sociales y económicas | \$30,000.00 | \$129,052.00 | \$159,052.00 | \$16,436.00 | \$142,616.00 | \$16,436.00 | \$0.00 | \$142,616.00 | \$16,436.00 | \$16,436.00 | \$0.00 |
| 1591 | Otras prestaciones sociales | \$30,000.00 | -\$13,564.00 | \$16,436.00 | \$16,436.00 | \$0.00 | \$16,436.00 | \$0.00 | \$0.00 | \$16,436.00 | \$16,436.00 | \$0.00 |
| 1593 | Otras prestaciones | \$0.00 | \$142,616.00 | \$142,616.00 | \$0.00 | \$142,616.00 | \$0.00 | \$0.00 | \$142,616.00 | \$0.00 | \$0.00 | \$0.00 |
| 1600 | PREVISIONES | \$335,000.00 | -\$335,000.00 | \$0.00 | \$0.00 | \$0.00 | \$0.00 | \$0.00 | \$0.00 | \$0.00 | \$0.00 | \$0.00 |
| 1610 | Previsiones de carácter laboral, económica y de segurida | \$335,000.00 | -\$335,000.00 | \$0.00 | \$0.00 | \$0.00 | \$0.00 | \$0.00 | \$0.00 | \$0.00 | \$0.00 | \$0.00 |
| 1613 | Otras medidas de carácter laboral y económico | \$335,000.00 | -\$335,000.00 | \$0.00 | \$0.00 | \$0.00 | \$0.00 | \$0.00 | \$0.00 | \$0.00 | \$0.00 | \$0.00 |
| 1700 | PAGO DE ESTÍMULOS A SERVIDORES PÚBLICOS | \$250,000.00 | -\$144,696.82 | \$105,303.18 | \$105,303.18 | \$0.00 | \$105,303.18 | \$0.00 | \$0.00 | \$105,303.18 | \$105,303.18 | \$0.00 |
| 1710 | Estímulos | \$250,000.00 | -\$144,696.82 | \$105,303.18 | \$105,303.18 | \$0.00 | \$105,303.18 | \$0.00 | \$0.00 | \$105,303.18 | \$105,303.18 | \$0.00 |
| 1712 | Estímulos al personal operativo | \$250,000.00 | -\$144,696.82 | \$105,303.18 | \$105,303.18 | \$0.00 | \$105,303.18 | \$0.00 | \$0.00 | \$105,303.18 | \$105,303.18 | \$0.00 |
| 2000 | MATERIALES Y SUMINISTROS | \$1,281,036.00 | -\$714,770.64 | \$566,265.36 | \$566,265.36 | \$0.00 | \$566,265.36 | \$0.00 | \$0.00 | \$566,265.36 | \$566,265.36 | \$0.00 |
| 2100 | MATERIALES DE ADMINISTRACIÓN, EMISIÓN DE DOC | \$456,995.00 | -\$267,871.45 | \$189,123.55 | \$189,123.55 | \$0.00 | \$189,123.55 | \$0.00 | \$0.00 | \$189,123.55 | \$189,123.55 | \$0.00 |
| 2110 | Materiales, útiles y equipos menores de oficina | \$110,000.00 | -\$55,672.52 | \$54,327.48 | \$54,327.48 | \$0.00 | \$54,327.48 | \$0.00 | \$0.00 | \$54,327.48 | \$54,327.48 | \$0.00 |
| 2111 | Materiales, útiles y equipos menores de oficina | \$110,000.00 | -\$55,672.52 | \$54,327.48 | \$54,327.48 | \$0.00 | \$54,327.48 | \$0.00 | \$0.00 | \$54,327.48 | \$54,327.48 | \$0.00 |
| 2140 | Materiales, útiles y equipos menores de tecnologías de la | \$49,995.00 | -\$48,086.00 | \$1,909.00 | \$1,909.00 | \$0.00 | \$1,909.00 | \$0.00 | \$0.00 | \$1,909.00 | \$1,909.00 | \$0.00 |
| 2141 | Materiales, útiles y equipos menores de tecnologías de la | \$49,995.00 | -\$48,086.00 | \$1,909.00 | \$1,909.00 | \$0.00 | \$1,909.00 | \$0.00 | \$0.00 | \$1,909.00 | \$1,909.00 | \$0.00 |
| 2150 | Material impreso e información digital | \$50,000.00 | -\$50,000.00 | \$0.00 | \$0.00 | \$0.00 | \$0.00 | \$0.00 | \$0.00 | \$0.00 | \$0.00 | \$0.00 |
| 2151 | Material impreso e información digital | \$50,000.00 | -\$50,000.00 | \$0.00 | \$0.00 | \$0.00 | \$0.00 | \$0.00 | \$0.00 | \$0.00 | \$0.00 | \$0.00 |



42




Usr: financieros
Rep: rptEstadoPresupuestoEgresos_FF

Instituto Tecnológico Superior de Tepeaca Estado de Puebla

Estado del Ejercicio del Presupuesto de Egresos por Fuente de Financiamiento Al 30/nov./2023

Fecha y hora de Impresión | 05/dic./2023
09:57 a. m.

| Objeto del Gasto | Unidad Administrativa | Aprobado | Ampliaciones / (Reducciones) | Presupuesto Vigente | Comprometido | Presupuesto Disponible para Comprometer | Devengado | Comprometido o No Devengado | Presupuesto Sin Devengar | Ejercido | Pagado | Cuentas por Pagar Deuda |
|------------------|--|---------------------|------------------------------|---------------------|---------------------|---|---------------------|-----------------------------|--------------------------|---------------------|---------------------|-------------------------|
| 2160 | Material de limpieza | \$140,000.00 | -\$43,252.25 | \$96,747.75 | \$96,747.75 | \$0.00 | \$96,747.75 | \$0.00 | \$0.00 | \$96,747.75 | \$96,747.75 | \$0.00 |
| 2161 | Material de limpieza | \$140,000.00 | -\$43,252.25 | \$96,747.75 | \$96,747.75 | \$0.00 | \$96,747.75 | \$0.00 | \$0.00 | \$96,747.75 | \$96,747.75 | \$0.00 |
| 2170 | Materiales y útiles de enseñanza | \$100,000.00 | -\$64,585.68 | \$35,414.32 | \$35,414.32 | \$0.00 | \$35,414.32 | \$0.00 | \$0.00 | \$35,414.32 | \$35,414.32 | \$0.00 |
| 2171 | Materiales y útiles de enseñanza | \$100,000.00 | -\$64,585.68 | \$35,414.32 | \$35,414.32 | \$0.00 | \$35,414.32 | \$0.00 | \$0.00 | \$35,414.32 | \$35,414.32 | \$0.00 |
| 2180 | Materiales para el registro e identificación de bienes y per | \$7,000.00 | -\$6,275.00 | \$725.00 | \$725.00 | \$0.00 | \$725.00 | \$0.00 | \$0.00 | \$725.00 | \$725.00 | \$0.00 |
| 2181 | Registro e identificación de bienes y personas | \$7,000.00 | -\$6,275.00 | \$725.00 | \$725.00 | \$0.00 | \$725.00 | \$0.00 | \$0.00 | \$725.00 | \$725.00 | \$0.00 |
| 2200 | ALIMENTOS Y UTENSILIOS | \$113,000.00 | -\$41,407.10 | \$71,592.90 | \$71,592.90 | \$0.00 | \$71,592.90 | \$0.00 | \$0.00 | \$71,592.90 | \$71,592.90 | \$0.00 |
| 2210 | Productos alimenticios para personas | \$110,000.00 | -\$40,675.10 | \$69,324.90 | \$69,324.90 | \$0.00 | \$69,324.90 | \$0.00 | \$0.00 | \$69,324.90 | \$69,324.90 | \$0.00 |
| 2213 | Productos alimenticios para el personal en las instalacion | \$110,000.00 | -\$40,675.10 | \$69,324.90 | \$69,324.90 | \$0.00 | \$69,324.90 | \$0.00 | \$0.00 | \$69,324.90 | \$69,324.90 | \$0.00 |
| 2230 | Utensilios para el servicio de alimentación | \$3,000.00 | -\$732.00 | \$2,268.00 | \$2,268.00 | \$0.00 | \$2,268.00 | \$0.00 | \$0.00 | \$2,268.00 | \$2,268.00 | \$0.00 |
| 2231 | Utensilios para el servicio de alimentación | \$3,000.00 | -\$732.00 | \$2,268.00 | \$2,268.00 | \$0.00 | \$2,268.00 | \$0.00 | \$0.00 | \$2,268.00 | \$2,268.00 | \$0.00 |
| 2400 | MATERIALES Y ARTÍCULOS DE CONSTRUCCIÓN Y DE | \$195,000.00 | -\$166,991.92 | \$28,008.08 | \$28,008.08 | \$0.00 | \$28,008.08 | \$0.00 | \$0.00 | \$28,008.08 | \$28,008.08 | \$0.00 |
| 2410 | Productos minerales no metálicos | \$5,000.00 | -\$5,000.00 | \$0.00 | \$0.00 | \$0.00 | \$0.00 | \$0.00 | \$0.00 | \$0.00 | \$0.00 | \$0.00 |
| 2411 | Productos minerales no metálicos | \$5,000.00 | -\$5,000.00 | \$0.00 | \$0.00 | \$0.00 | \$0.00 | \$0.00 | \$0.00 | \$0.00 | \$0.00 | \$0.00 |
| 2420 | Cemento y productos de concreto | \$5,000.00 | -\$5,000.00 | \$0.00 | \$0.00 | \$0.00 | \$0.00 | \$0.00 | \$0.00 | \$0.00 | \$0.00 | \$0.00 |
| 2421 | Cemento y productos de concreto | \$5,000.00 | -\$5,000.00 | \$0.00 | \$0.00 | \$0.00 | \$0.00 | \$0.00 | \$0.00 | \$0.00 | \$0.00 | \$0.00 |
| 2430 | Cal, yeso y productos de yeso | \$5,000.00 | -\$5,000.00 | \$0.00 | \$0.00 | \$0.00 | \$0.00 | \$0.00 | \$0.00 | \$0.00 | \$0.00 | \$0.00 |
| 2431 | Cal, yeso y productos de yeso | \$5,000.00 | -\$5,000.00 | \$0.00 | \$0.00 | \$0.00 | \$0.00 | \$0.00 | \$0.00 | \$0.00 | \$0.00 | \$0.00 |
| 2440 | Madera y productos de madera | \$30,000.00 | -\$27,643.40 | \$2,356.60 | \$2,356.60 | \$0.00 | \$2,356.60 | \$0.00 | \$0.00 | \$2,356.60 | \$2,356.60 | \$0.00 |
| 2441 | Madera y productos de madera | \$30,000.00 | -\$27,643.40 | \$2,356.60 | \$2,356.60 | \$0.00 | \$2,356.60 | \$0.00 | \$0.00 | \$2,356.60 | \$2,356.60 | \$0.00 |
| 2450 | Vidrio y productos de vidrio | \$0.00 | \$2,709.00 | \$2,709.00 | \$2,709.00 | \$0.00 | \$2,709.00 | \$0.00 | \$0.00 | \$2,709.00 | \$2,709.00 | \$0.00 |
| 2451 | Vidrio y productos de vidrio | \$0.00 | \$2,709.00 | \$2,709.00 | \$2,709.00 | \$0.00 | \$2,709.00 | \$0.00 | \$0.00 | \$2,709.00 | \$2,709.00 | \$0.00 |
| 2460 | Material eléctrico y electrónico | \$30,000.00 | -\$20,546.53 | \$9,453.47 | \$9,453.47 | \$0.00 | \$9,453.47 | \$0.00 | \$0.00 | \$9,453.47 | \$9,453.47 | \$0.00 |
| 2461 | Material eléctrico y electrónico | \$30,000.00 | -\$20,546.53 | \$9,453.47 | \$9,453.47 | \$0.00 | \$9,453.47 | \$0.00 | \$0.00 | \$9,453.47 | \$9,453.47 | \$0.00 |
| 2470 | Artículos metálicos para la construcción | \$30,000.00 | -\$20,379.91 | \$9,620.09 | \$9,620.09 | \$0.00 | \$9,620.09 | \$0.00 | \$0.00 | \$9,620.09 | \$9,620.09 | \$0.00 |
| 2471 | Artículos metálicos para la construcción | \$30,000.00 | -\$20,379.91 | \$9,620.09 | \$9,620.09 | \$0.00 | \$9,620.09 | \$0.00 | \$0.00 | \$9,620.09 | \$9,620.09 | \$0.00 |
| 2480 | Materiales complementarios | \$50,000.00 | -\$50,000.00 | \$0.00 | \$0.00 | \$0.00 | \$0.00 | \$0.00 | \$0.00 | \$0.00 | \$0.00 | \$0.00 |
| 2481 | Materiales Complementarios | \$50,000.00 | -\$50,000.00 | \$0.00 | \$0.00 | \$0.00 | \$0.00 | \$0.00 | \$0.00 | \$0.00 | \$0.00 | \$0.00 |
| 2490 | Otros materiales y artículos de construcción y reparación | \$40,000.00 | -\$36,131.08 | \$3,868.92 | \$3,868.92 | \$0.00 | \$3,868.92 | \$0.00 | \$0.00 | \$3,868.92 | \$3,868.92 | \$0.00 |
| 2491 | Otros materiales y artículos de construcción y reparación | \$40,000.00 | -\$36,131.08 | \$3,868.92 | \$3,868.92 | \$0.00 | \$3,868.92 | \$0.00 | \$0.00 | \$3,868.92 | \$3,868.92 | \$0.00 |
| 2500 | PRODUCTOS QUÍMICOS, FARMACÉUTICOS Y DE LAB | \$95,000.00 | \$30,276.84 | \$125,276.84 | \$125,276.84 | \$0.00 | \$125,276.84 | \$0.00 | \$0.00 | \$125,276.84 | \$125,276.84 | \$0.00 |



Handwritten signature



Usr: financieros
Rep: rptEstadoPresupuestoEgresos_FF

Instituto Tecnológico Superior de Tepeaca
Estado de Puebla
Estado del Ejercicio del Presupuesto de Egresos por Fuente de Financiamiento Al 30/nov./2023

Fecha y hora de Impresión | 05/dic./2023
09:57 a. m.

| Objeto del Gasto | Unidad Administrativa | Aprobado | Ampliaciones / (Reducciones) | Presupuesto Vigente | Comprometido | Presupuesto Disponible para Comprometer | Devengado | Comprometido o No Devengado | Presupuesto Sin Devengar | Ejercido | Pagado | Cuentas por Pagar Deuda |
|------------------|--|---------------------|------------------------------|---------------------|---------------------|---|---------------------|-----------------------------|--------------------------|---------------------|---------------------|-------------------------|
| 2510 | Productos químicos básicos | \$0.00 | \$24,716.12 | \$24,716.12 | \$24,716.12 | \$0.00 | \$24,716.12 | \$0.00 | \$0.00 | \$24,716.12 | \$24,716.12 | \$0.00 |
| 2511 | Productos químicos básicos | \$0.00 | \$24,716.12 | \$24,716.12 | \$24,716.12 | \$0.00 | \$24,716.12 | \$0.00 | \$0.00 | \$24,716.12 | \$24,716.12 | \$0.00 |
| 2520 | Fertilizantes, pesticidas y otros agroquímicos | \$10,000.00 | -\$10,000.00 | \$0.00 | \$0.00 | \$0.00 | \$0.00 | \$0.00 | \$0.00 | \$0.00 | \$0.00 | \$0.00 |
| 2521 | Fertilizantes, pesticidas y otros agroquímicos | \$10,000.00 | -\$10,000.00 | \$0.00 | \$0.00 | \$0.00 | \$0.00 | \$0.00 | \$0.00 | \$0.00 | \$0.00 | \$0.00 |
| 2530 | Medicinas y productos farmacéuticos | \$10,000.00 | \$68,880.60 | \$78,880.60 | \$78,880.60 | \$0.00 | \$78,880.60 | \$0.00 | \$0.00 | \$78,880.60 | \$78,880.60 | \$0.00 |
| 2531 | Medicinas y productos farmacéuticos | \$10,000.00 | \$68,880.60 | \$78,880.60 | \$78,880.60 | \$0.00 | \$78,880.60 | \$0.00 | \$0.00 | \$78,880.60 | \$78,880.60 | \$0.00 |
| 2540 | Materiales, accesorios y suministros médicos | \$15,000.00 | -\$13,914.50 | \$1,085.50 | \$1,085.50 | \$0.00 | \$1,085.50 | \$0.00 | \$0.00 | \$1,085.50 | \$1,085.50 | \$0.00 |
| 2541 | Materiales, accesorios y suministros médicos | \$15,000.00 | -\$13,914.50 | \$1,085.50 | \$1,085.50 | \$0.00 | \$1,085.50 | \$0.00 | \$0.00 | \$1,085.50 | \$1,085.50 | \$0.00 |
| 2550 | Materiales, accesorios y suministros de laboratorio | \$0.00 | \$14,036.00 | \$14,036.00 | \$14,036.00 | \$0.00 | \$14,036.00 | \$0.00 | \$0.00 | \$14,036.00 | \$14,036.00 | \$0.00 |
| 2551 | Materiales, accesorios y suministros de laboratorio | \$0.00 | \$14,036.00 | \$14,036.00 | \$14,036.00 | \$0.00 | \$14,036.00 | \$0.00 | \$0.00 | \$14,036.00 | \$14,036.00 | \$0.00 |
| 2560 | Fibras sintéticas, hules, plásticos y derivados | \$40,000.00 | -\$36,550.18 | \$3,449.82 | \$3,449.82 | \$0.00 | \$3,449.82 | \$0.00 | \$0.00 | \$3,449.82 | \$3,449.82 | \$0.00 |
| 2561 | Fibras sintéticas, hules, plásticos y derivados | \$40,000.00 | -\$36,550.18 | \$3,449.82 | \$3,449.82 | \$0.00 | \$3,449.82 | \$0.00 | \$0.00 | \$3,449.82 | \$3,449.82 | \$0.00 |
| 2590 | Otros productos químicos | \$20,000.00 | -\$16,891.20 | \$3,108.80 | \$3,108.80 | \$0.00 | \$3,108.80 | \$0.00 | \$0.00 | \$3,108.80 | \$3,108.80 | \$0.00 |
| 2591 | Otros productos químicos | \$20,000.00 | -\$16,891.20 | \$3,108.80 | \$3,108.80 | \$0.00 | \$3,108.80 | \$0.00 | \$0.00 | \$3,108.80 | \$3,108.80 | \$0.00 |
| 2600 | COMBUSTIBLES, LUBRICANTES Y ADITIVOS | \$175,983.00 | -\$65,400.04 | \$110,582.96 | \$110,582.96 | \$0.00 | \$110,582.96 | \$0.00 | \$0.00 | \$110,582.96 | \$110,582.96 | \$0.00 |
| 2610 | Combustibles, lubricantes y aditivos | \$175,983.00 | -\$65,400.04 | \$110,582.96 | \$110,582.96 | \$0.00 | \$110,582.96 | \$0.00 | \$0.00 | \$110,582.96 | \$110,582.96 | \$0.00 |
| 2611 | Combustibles, lubricantes y aditivos para vehículos destir | \$0.00 | \$273.76 | \$273.76 | \$273.76 | \$0.00 | \$273.76 | \$0.00 | \$0.00 | \$273.76 | \$273.76 | \$0.00 |
| 2612 | Combustibles, lubricantes y aditivos para vehículos destir | \$175,983.00 | -\$65,673.80 | \$110,309.20 | \$110,309.20 | \$0.00 | \$110,309.20 | \$0.00 | \$0.00 | \$110,309.20 | \$110,309.20 | \$0.00 |
| 2700 | VESTUARIO, BLANCOS, PRENDAS DE PROTECCIÓN Y | \$130,000.00 | -\$130,000.00 | \$0.00 | \$0.00 | \$0.00 | \$0.00 | \$0.00 | \$0.00 | \$0.00 | \$0.00 | \$0.00 |
| 2710 | Vestuario y uniformes | \$100,000.00 | -\$100,000.00 | \$0.00 | \$0.00 | \$0.00 | \$0.00 | \$0.00 | \$0.00 | \$0.00 | \$0.00 | \$0.00 |
| 2711 | Vestuario y uniformes | \$100,000.00 | -\$100,000.00 | \$0.00 | \$0.00 | \$0.00 | \$0.00 | \$0.00 | \$0.00 | \$0.00 | \$0.00 | \$0.00 |
| 2720 | Prendas de seguridad y protección personal | \$20,000.00 | -\$20,000.00 | \$0.00 | \$0.00 | \$0.00 | \$0.00 | \$0.00 | \$0.00 | \$0.00 | \$0.00 | \$0.00 |
| 2721 | Prendas de seguridad y protección personal | \$20,000.00 | -\$20,000.00 | \$0.00 | \$0.00 | \$0.00 | \$0.00 | \$0.00 | \$0.00 | \$0.00 | \$0.00 | \$0.00 |
| 2740 | Productos textiles | \$10,000.00 | -\$10,000.00 | \$0.00 | \$0.00 | \$0.00 | \$0.00 | \$0.00 | \$0.00 | \$0.00 | \$0.00 | \$0.00 |
| 2741 | Productos textiles | \$10,000.00 | -\$10,000.00 | \$0.00 | \$0.00 | \$0.00 | \$0.00 | \$0.00 | \$0.00 | \$0.00 | \$0.00 | \$0.00 |
| 2900 | HERRAMIENTAS, REFACCIONES Y ACCESORIOS MEN | \$115,058.00 | -\$73,376.97 | \$41,681.03 | \$41,681.03 | \$0.00 | \$41,681.03 | \$0.00 | \$0.00 | \$41,681.03 | \$41,681.03 | \$0.00 |
| 2910 | Herramientas menores | \$15,058.00 | -\$13,653.98 | \$1,404.02 | \$1,404.02 | \$0.00 | \$1,404.02 | \$0.00 | \$0.00 | \$1,404.02 | \$1,404.02 | \$0.00 |
| 2911 | Herramientas menores | \$15,058.00 | -\$13,653.98 | \$1,404.02 | \$1,404.02 | \$0.00 | \$1,404.02 | \$0.00 | \$0.00 | \$1,404.02 | \$1,404.02 | \$0.00 |
| 2920 | Refacciones y accesorios menores de edificios | \$20,000.00 | -\$19,515.97 | \$484.03 | \$484.03 | \$0.00 | \$484.03 | \$0.00 | \$0.00 | \$484.03 | \$484.03 | \$0.00 |
| 2921 | Refacciones y accesorios menores de edificios | \$20,000.00 | -\$19,515.97 | \$484.03 | \$484.03 | \$0.00 | \$484.03 | \$0.00 | \$0.00 | \$484.03 | \$484.03 | \$0.00 |
| 2940 | Refacciones y accesorios menores de equipo de comput | \$35,000.00 | -\$28,905.00 | \$6,095.00 | \$6,095.00 | \$0.00 | \$6,095.00 | \$0.00 | \$0.00 | \$6,095.00 | \$6,095.00 | \$0.00 |



Handwritten signature




Usr: financieros
Rep: rptEstadoPresupuestoEgresos_FF

Instituto Tecnológico Superior de Tepeaca
Estado de Puebla
Estado del Ejercicio del Presupuesto de Egresos por Fuente de Financiamiento Al 30/nov./2023

Fecha y hora de Impresión | 05/dic./2023
09:57 a. m.

| Unidad Administrativa | Objeto del Gasto | Aprobado | Ampliaciones / (Reducciones) | Presupuesto Vigente | Comprometido | Presupuesto Disponible para Comprometer | Devengado | Comprometido o No Devengado | Presupuesto Sin Devengar | Ejercido | Pagado | Cuentas por Pagar Deuda |
|-----------------------|---|-----------------------|------------------------------|-----------------------|-----------------------|---|-----------------------|-----------------------------|--------------------------|-----------------------|-----------------------|-------------------------|
| 2941 | Refacciones y accesorios menores para equipo de cómputo | \$35,000.00 | -\$28,905.00 | \$6,095.00 | \$6,095.00 | \$0.00 | \$6,095.00 | \$0.00 | \$0.00 | \$6,095.00 | \$6,095.00 | \$0.00 |
| 2950 | Refacciones y accesorios menores de equipo e instrumentación | \$0.00 | \$1,880.62 | \$1,880.62 | \$1,880.62 | \$0.00 | \$1,880.62 | \$0.00 | \$0.00 | \$1,880.62 | \$1,880.62 | \$0.00 |
| 2951 | Refacciones y accesorios menores de equipo e instrumentación | \$0.00 | \$1,880.62 | \$1,880.62 | \$1,880.62 | \$0.00 | \$1,880.62 | \$0.00 | \$0.00 | \$1,880.62 | \$1,880.62 | \$0.00 |
| 2960 | Refacciones y accesorios menores de equipo de transporte | \$25,000.00 | -\$6,987.04 | \$18,012.96 | \$18,012.96 | \$0.00 | \$18,012.96 | \$0.00 | \$0.00 | \$18,012.96 | \$18,012.96 | \$0.00 |
| 2961 | Refacciones y accesorios menores de equipo de transporte | \$25,000.00 | -\$6,987.04 | \$18,012.96 | \$18,012.96 | \$0.00 | \$18,012.96 | \$0.00 | \$0.00 | \$18,012.96 | \$18,012.96 | \$0.00 |
| 2980 | Refacciones y accesorios menores de maquinaria y otros | \$10,000.00 | -\$10,000.00 | \$0.00 | \$0.00 | \$0.00 | \$0.00 | \$0.00 | \$0.00 | \$0.00 | \$0.00 | \$0.00 |
| 2981 | Refacciones y accesorios menores de maquinaria y otros | \$10,000.00 | -\$10,000.00 | \$0.00 | \$0.00 | \$0.00 | \$0.00 | \$0.00 | \$0.00 | \$0.00 | \$0.00 | \$0.00 |
| 2990 | Refacciones y accesorios menores otros bienes muebles | \$10,000.00 | \$3,804.40 | \$13,804.40 | \$13,804.40 | \$0.00 | \$13,804.40 | \$0.00 | \$0.00 | \$13,804.40 | \$13,804.40 | \$0.00 |
| 2991 | Refacciones y accesorios menores de otros bienes muebles | \$10,000.00 | \$3,804.40 | \$13,804.40 | \$13,804.40 | \$0.00 | \$13,804.40 | \$0.00 | \$0.00 | \$13,804.40 | \$13,804.40 | \$0.00 |
| 3000 | SERVICIOS GENERALES | \$2,804,100.00 | -\$1,606,971.36 | \$1,197,128.64 | \$1,196,344.29 | \$784.35 | \$1,196,344.29 | \$0.00 | \$784.35 | \$1,196,344.29 | \$1,196,344.29 | \$0.00 |
| 3100 | SERVICIOS BÁSICOS | \$227,700.00 | \$8,633.66 | \$236,333.66 | \$236,333.66 | \$0.00 | \$236,333.66 | \$0.00 | \$0.00 | \$236,333.66 | \$236,333.66 | \$0.00 |
| 3110 | Energía eléctrica | \$100,000.00 | \$12,760.00 | \$112,760.00 | \$112,760.00 | \$0.00 | \$112,760.00 | \$0.00 | \$0.00 | \$112,760.00 | \$112,760.00 | \$0.00 |
| 3111 | Servicio de energía eléctrica | \$100,000.00 | \$12,760.00 | \$112,760.00 | \$112,760.00 | \$0.00 | \$112,760.00 | \$0.00 | \$0.00 | \$112,760.00 | \$112,760.00 | \$0.00 |
| 3120 | Gas | \$10,000.00 | \$411.65 | \$10,411.65 | \$10,411.65 | \$0.00 | \$10,411.65 | \$0.00 | \$0.00 | \$10,411.65 | \$10,411.65 | \$0.00 |
| 3121 | Servicio de gas | \$10,000.00 | \$411.65 | \$10,411.65 | \$10,411.65 | \$0.00 | \$10,411.65 | \$0.00 | \$0.00 | \$10,411.65 | \$10,411.65 | \$0.00 |
| 3130 | Agua | \$30,000.00 | \$18,800.01 | \$48,800.01 | \$48,800.01 | \$0.00 | \$48,800.01 | \$0.00 | \$0.00 | \$48,800.01 | \$48,800.01 | \$0.00 |
| 3131 | Servicio de agua | \$30,000.00 | \$18,800.01 | \$48,800.01 | \$48,800.01 | \$0.00 | \$48,800.01 | \$0.00 | \$0.00 | \$48,800.01 | \$48,800.01 | \$0.00 |
| 3140 | Telefonía tradicional | \$7,200.00 | -\$5,478.00 | \$1,722.00 | \$1,722.00 | \$0.00 | \$1,722.00 | \$0.00 | \$0.00 | \$1,722.00 | \$1,722.00 | \$0.00 |
| 3141 | Servicio telefónico convencional | \$7,200.00 | -\$5,478.00 | \$1,722.00 | \$1,722.00 | \$0.00 | \$1,722.00 | \$0.00 | \$0.00 | \$1,722.00 | \$1,722.00 | \$0.00 |
| 3170 | Servicios de acceso de Internet, redes y procesamiento de datos | \$79,000.00 | -\$16,360.00 | \$62,640.00 | \$62,640.00 | \$0.00 | \$62,640.00 | \$0.00 | \$0.00 | \$62,640.00 | \$62,640.00 | \$0.00 |
| 3171 | Servicios de acceso de internet | \$49,000.00 | \$13,640.00 | \$62,640.00 | \$62,640.00 | \$0.00 | \$62,640.00 | \$0.00 | \$0.00 | \$62,640.00 | \$62,640.00 | \$0.00 |
| 3172 | Servicios de redes y procesamiento de información | \$30,000.00 | -\$30,000.00 | \$0.00 | \$0.00 | \$0.00 | \$0.00 | \$0.00 | \$0.00 | \$0.00 | \$0.00 | \$0.00 |
| 3180 | Servicios postales y telegráficos | \$1,500.00 | -\$1,500.00 | \$0.00 | \$0.00 | \$0.00 | \$0.00 | \$0.00 | \$0.00 | \$0.00 | \$0.00 | \$0.00 |
| 3181 | Servicio postal | \$1,500.00 | -\$1,500.00 | \$0.00 | \$0.00 | \$0.00 | \$0.00 | \$0.00 | \$0.00 | \$0.00 | \$0.00 | \$0.00 |
| 3200 | SERVICIOS DE ARRENDAMIENTO | \$266,400.00 | -\$201,190.60 | \$65,209.40 | \$64,681.40 | \$528.00 | \$64,681.40 | \$0.00 | \$528.00 | \$64,681.40 | \$64,681.40 | \$0.00 |
| 3220 | Arrendamiento de edificios | \$0.00 | \$2,800.00 | \$2,800.00 | \$2,800.00 | \$0.00 | \$2,800.00 | \$0.00 | \$0.00 | \$2,800.00 | \$2,800.00 | \$0.00 |
| 3221 | Arrendamiento de edificios | \$0.00 | \$2,800.00 | \$2,800.00 | \$2,800.00 | \$0.00 | \$2,800.00 | \$0.00 | \$0.00 | \$2,800.00 | \$2,800.00 | \$0.00 |
| 3230 | Arrendamiento de mobiliario y equipo de administración, educación e investigación | \$21,400.00 | -\$6,400.00 | \$15,000.00 | \$15,000.00 | \$0.00 | \$15,000.00 | \$0.00 | \$0.00 | \$15,000.00 | \$15,000.00 | \$0.00 |
| 3232 | Arrendamiento de equipo y bienes informáticos | \$21,400.00 | -\$6,400.00 | \$15,000.00 | \$15,000.00 | \$0.00 | \$15,000.00 | \$0.00 | \$0.00 | \$15,000.00 | \$15,000.00 | \$0.00 |
| 3250 | Arrendamiento de equipo de transporte | \$10,000.00 | -\$10,000.00 | \$0.00 | \$0.00 | \$0.00 | \$0.00 | \$0.00 | \$0.00 | \$0.00 | \$0.00 | \$0.00 |
| 3251 | Arrendamiento de vehículos terrestres, aéreos, marítimos | \$10,000.00 | -\$10,000.00 | \$0.00 | \$0.00 | \$0.00 | \$0.00 | \$0.00 | \$0.00 | \$0.00 | \$0.00 | \$0.00 |



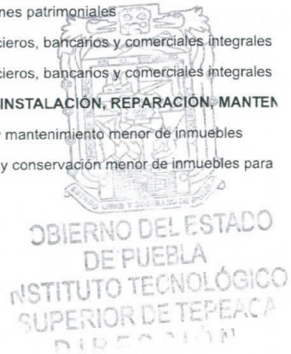


Usr: financieros
Rep: rptEstadoPresupuestoEgresos_FF

Instituto Tecnológico Superior de Tepeaca
Estado de Puebla
Estado del Ejercicio del Presupuesto de Egresos por Fuente de Financiamiento Al 30/nov./2023

Fecha y hora de Impresión | 05/dic./2023
09:57 a. m.

| Objeto del Gasto | Unidad Administrativa | Aprobado | Ampliaciones / (Reducciones) | Presupuesto Vigente | Comprometido | Presupuesto Disponible para Comprometer | Devengado | Comprometido o No Devengado | Presupuesto Sin Devengar | Ejercido | Pagado | Cuentas por Pagar Deuda |
|------------------|---|---------------------|------------------------------|---------------------|---------------------|---|---------------------|-----------------------------|--------------------------|---------------------|---------------------|-------------------------|
| 3260 | Arrendamiento de maquinaria, otros equipos y herramient | \$10,000.00 | -\$10,000.00 | \$0.00 | \$0.00 | \$0.00 | \$0.00 | \$0.00 | \$0.00 | \$0.00 | \$0.00 | \$0.00 |
| 3261 | Arrendamiento de maquinaria, otros equipos y herramient | \$10,000.00 | -\$10,000.00 | \$0.00 | \$0.00 | \$0.00 | \$0.00 | \$0.00 | \$0.00 | \$0.00 | \$0.00 | \$0.00 |
| 3270 | Arrendamiento de activos intangibles | \$25,000.00 | \$22,409.40 | \$47,409.40 | \$46,881.40 | \$528.00 | \$46,881.40 | \$0.00 | \$528.00 | \$46,881.40 | \$46,881.40 | \$0.00 |
| 3271 | Derechos de autor, patentes, regalías y otros | \$25,000.00 | \$22,409.40 | \$47,409.40 | \$46,881.40 | \$528.00 | \$46,881.40 | \$0.00 | \$528.00 | \$46,881.40 | \$46,881.40 | \$0.00 |
| 3290 | Otros arrendamientos | \$200,000.00 | -\$200,000.00 | \$0.00 | \$0.00 | \$0.00 | \$0.00 | \$0.00 | \$0.00 | \$0.00 | \$0.00 | \$0.00 |
| 3291 | Otros arrendamientos | \$200,000.00 | -\$200,000.00 | \$0.00 | \$0.00 | \$0.00 | \$0.00 | \$0.00 | \$0.00 | \$0.00 | \$0.00 | \$0.00 |
| 3300 | SERVICIOS PROFESIONALES, CIENTÍFICOS, TÉCNICO | \$972,000.00 | -\$836,830.95 | \$135,169.05 | \$134,912.70 | \$256.35 | \$134,912.70 | \$0.00 | \$256.35 | \$134,912.70 | \$134,912.70 | \$0.00 |
| 3310 | Servicios legales, de contabilidad, auditoría y relacionado | \$188,000.00 | -\$58,053.65 | \$129,946.35 | \$129,690.00 | \$256.35 | \$129,690.00 | \$0.00 | \$256.35 | \$129,690.00 | \$129,690.00 | \$0.00 |
| 3311 | Servicios relacionados con procedimientos jurisdiccionales | \$50,000.00 | -\$28,540.00 | \$21,460.00 | \$21,460.00 | \$0.00 | \$21,460.00 | \$0.00 | \$0.00 | \$21,460.00 | \$21,460.00 | \$0.00 |
| 3312 | Otros Servicios para la operación de programas | \$138,000.00 | -\$29,513.65 | \$108,486.35 | \$108,230.00 | \$256.35 | \$108,230.00 | \$0.00 | \$256.35 | \$108,230.00 | \$108,230.00 | \$0.00 |
| 3340 | Servicios de capacitación | \$0.00 | \$3,289.13 | \$3,289.13 | \$3,289.13 | \$0.00 | \$3,289.13 | \$0.00 | \$0.00 | \$3,289.13 | \$3,289.13 | \$0.00 |
| 3341 | Capacitación institucional | \$0.00 | \$3,289.13 | \$3,289.13 | \$3,289.13 | \$0.00 | \$3,289.13 | \$0.00 | \$0.00 | \$3,289.13 | \$3,289.13 | \$0.00 |
| 3350 | Servicios de investigación científica y desarrollo | \$2,000.00 | -\$1,613.72 | \$386.28 | \$386.28 | \$0.00 | \$386.28 | \$0.00 | \$0.00 | \$386.28 | \$386.28 | \$0.00 |
| 3351 | Servicios de investigación científica y desarrollo | \$2,000.00 | -\$1,613.72 | \$386.28 | \$386.28 | \$0.00 | \$386.28 | \$0.00 | \$0.00 | \$386.28 | \$386.28 | \$0.00 |
| 3360 | Servicios de apoyo administrativo, traducción, fotocopiado | \$252,000.00 | -\$250,452.71 | \$1,547.29 | \$1,547.29 | \$0.00 | \$1,547.29 | \$0.00 | \$0.00 | \$1,547.29 | \$1,547.29 | \$0.00 |
| 3362 | Servicios de apoyo administrativo | \$2,000.00 | -\$452.71 | \$1,547.29 | \$1,547.29 | \$0.00 | \$1,547.29 | \$0.00 | \$0.00 | \$1,547.29 | \$1,547.29 | \$0.00 |
| 3364 | Servicios de impresión de material informativo derivado d | \$250,000.00 | -\$250,000.00 | \$0.00 | \$0.00 | \$0.00 | \$0.00 | \$0.00 | \$0.00 | \$0.00 | \$0.00 | \$0.00 |
| 3380 | Servicios de vigilancia | \$475,000.00 | -\$475,000.00 | \$0.00 | \$0.00 | \$0.00 | \$0.00 | \$0.00 | \$0.00 | \$0.00 | \$0.00 | \$0.00 |
| 3381 | Servicios de vigilancia | \$475,000.00 | -\$475,000.00 | \$0.00 | \$0.00 | \$0.00 | \$0.00 | \$0.00 | \$0.00 | \$0.00 | \$0.00 | \$0.00 |
| 3390 | Servicios profesionales, científicos y técnicos integrales | \$55,000.00 | -\$55,000.00 | \$0.00 | \$0.00 | \$0.00 | \$0.00 | \$0.00 | \$0.00 | \$0.00 | \$0.00 | \$0.00 |
| 3391 | Servicios profesionales, científicos y técnicos integrales | \$55,000.00 | -\$55,000.00 | \$0.00 | \$0.00 | \$0.00 | \$0.00 | \$0.00 | \$0.00 | \$0.00 | \$0.00 | \$0.00 |
| 3400 | SERVICIOS FINANCIEROS, BANCARIOS Y COMERCIA | \$215,000.00 | -\$77,195.30 | \$137,804.70 | \$137,804.70 | \$0.00 | \$137,804.70 | \$0.00 | \$0.00 | \$137,804.70 | \$137,804.70 | \$0.00 |
| 3410 | Servicios financieros y bancarios | \$5,000.00 | -\$4,980.28 | \$19.72 | \$19.72 | \$0.00 | \$19.72 | \$0.00 | \$0.00 | \$19.72 | \$19.72 | \$0.00 |
| 3411 | Servicios financieros y bancarios | \$5,000.00 | -\$4,980.28 | \$19.72 | \$19.72 | \$0.00 | \$19.72 | \$0.00 | \$0.00 | \$19.72 | \$19.72 | \$0.00 |
| 3450 | Seguro de bienes patrimoniales | \$90,000.00 | \$4,746.14 | \$94,746.14 | \$94,746.14 | \$0.00 | \$94,746.14 | \$0.00 | \$0.00 | \$94,746.14 | \$94,746.14 | \$0.00 |
| 3451 | Seguros de bienes patrimoniales | \$90,000.00 | \$4,746.14 | \$94,746.14 | \$94,746.14 | \$0.00 | \$94,746.14 | \$0.00 | \$0.00 | \$94,746.14 | \$94,746.14 | \$0.00 |
| 3490 | Servicios financieros, bancarios y comerciales integrales | \$120,000.00 | -\$76,961.16 | \$43,038.84 | \$43,038.84 | \$0.00 | \$43,038.84 | \$0.00 | \$0.00 | \$43,038.84 | \$43,038.84 | \$0.00 |
| 3491 | Servicios financieros, bancarios y comerciales integrales | \$120,000.00 | -\$76,961.16 | \$43,038.84 | \$43,038.84 | \$0.00 | \$43,038.84 | \$0.00 | \$0.00 | \$43,038.84 | \$43,038.84 | \$0.00 |
| 3500 | SERVICIOS DE INSTALACIÓN, REPARACIÓN, MANTEN | \$327,000.00 | -\$162,806.22 | \$164,193.78 | \$164,193.78 | \$0.00 | \$164,193.78 | \$0.00 | \$0.00 | \$164,193.78 | \$164,193.78 | \$0.00 |
| 3510 | Conservación y mantenimiento menor de inmuebles | \$120,000.00 | -\$37,878.96 | \$82,121.04 | \$82,121.04 | \$0.00 | \$82,121.04 | \$0.00 | \$0.00 | \$82,121.04 | \$82,121.04 | \$0.00 |
| 3511 | Mantenimiento y conservación menor de inmuebles para | \$120,000.00 | -\$120,000.00 | \$0.00 | \$0.00 | \$0.00 | \$0.00 | \$0.00 | \$0.00 | \$0.00 | \$0.00 | \$0.00 |





Usr: financieros
Rep: rptEstadoPresupuestoEgresos_FF

Instituto Tecnológico Superior de Tepeaca Estado de Puebla

Estado del Ejercicio del Presupuesto de Egresos por Fuente de Financiamiento Al 30/nov./2023

Fecha y hora de Impresión | 05/dic./2023
09:57 a. m.

| Objeto del Gasto | Unidad Administrativa | Aprobado | Ampliaciones / (Reducciones) | Presupuesto Vigente | Comprometido | Presupuesto Disponible para Comprometer | Devengado | Comprometido o No Devengado | Presupuesto Sin Devengar | Ejercido | Pagado | Cuentas por Pagar Deuda |
|------------------|---|---------------------|------------------------------|---------------------|---------------------|---|---------------------|-----------------------------|--------------------------|---------------------|---------------------|-------------------------|
| 3512 | Mantenimiento y conservación menor de inmuebles para | \$0.00 | \$82,121.04 | \$82,121.04 | \$82,121.04 | \$0.00 | \$82,121.04 | \$0.00 | \$0.00 | \$82,121.04 | \$82,121.04 | \$0.00 |
| 3520 | Instalación, reparación y mantenimiento de mobiliario y e | \$15,000.00 | -\$4,561.16 | \$10,438.84 | \$10,438.84 | \$0.00 | \$10,438.84 | \$0.00 | \$0.00 | \$10,438.84 | \$10,438.84 | \$0.00 |
| 3521 | Mantenimiento y conservación de mobiliario y equipo de i | \$15,000.00 | -\$4,561.16 | \$10,438.84 | \$10,438.84 | \$0.00 | \$10,438.84 | \$0.00 | \$0.00 | \$10,438.84 | \$10,438.84 | \$0.00 |
| 3530 | Instalación, reparación y mantenimiento de equipo de có | \$40,000.00 | -\$39,362.00 | \$638.00 | \$638.00 | \$0.00 | \$638.00 | \$0.00 | \$0.00 | \$638.00 | \$638.00 | \$0.00 |
| 3531 | Instalación, reparación y mantenimiento de equipo de có | \$40,000.00 | -\$39,362.00 | \$638.00 | \$638.00 | \$0.00 | \$638.00 | \$0.00 | \$0.00 | \$638.00 | \$638.00 | \$0.00 |
| 3550 | Reparación y mantenimiento de equipo de transporte | \$45,000.00 | -\$37,502.50 | \$7,497.50 | \$7,497.50 | \$0.00 | \$7,497.50 | \$0.00 | \$0.00 | \$7,497.50 | \$7,497.50 | \$0.00 |
| 3551 | Mantenimiento y conservación de vehículos terrestres, aé | \$45,000.00 | -\$37,502.50 | \$7,497.50 | \$7,497.50 | \$0.00 | \$7,497.50 | \$0.00 | \$0.00 | \$7,497.50 | \$7,497.50 | \$0.00 |
| 3570 | Instalación, reparación y mantenimiento de maquinaria, o | \$32,000.00 | -\$8,869.60 | \$23,130.40 | \$23,130.40 | \$0.00 | \$23,130.40 | \$0.00 | \$0.00 | \$23,130.40 | \$23,130.40 | \$0.00 |
| 3571 | Instalación, reparación y mantenimiento de maquinaria y | \$30,000.00 | -\$6,869.60 | \$23,130.40 | \$23,130.40 | \$0.00 | \$23,130.40 | \$0.00 | \$0.00 | \$23,130.40 | \$23,130.40 | \$0.00 |
| 3572 | Instalación, reparación y mantenimiento de maquinaria y | \$2,000.00 | -\$2,000.00 | \$0.00 | \$0.00 | \$0.00 | \$0.00 | \$0.00 | \$0.00 | \$0.00 | \$0.00 | \$0.00 |
| 3580 | Servicios de limpieza y manejo de desechos | \$25,000.00 | -\$25,000.00 | \$0.00 | \$0.00 | \$0.00 | \$0.00 | \$0.00 | \$0.00 | \$0.00 | \$0.00 | \$0.00 |
| 3581 | Servicios de limpieza y manejo de desechos | \$25,000.00 | -\$25,000.00 | \$0.00 | \$0.00 | \$0.00 | \$0.00 | \$0.00 | \$0.00 | \$0.00 | \$0.00 | \$0.00 |
| 3590 | Servicios de jardinería y fumigación | \$50,000.00 | -\$9,632.00 | \$40,368.00 | \$40,368.00 | \$0.00 | \$40,368.00 | \$0.00 | \$0.00 | \$40,368.00 | \$40,368.00 | \$0.00 |
| 3591 | Servicios de jardinería y fumigación | \$50,000.00 | -\$9,632.00 | \$40,368.00 | \$40,368.00 | \$0.00 | \$40,368.00 | \$0.00 | \$0.00 | \$40,368.00 | \$40,368.00 | \$0.00 |
| 3600 | SERVICIOS DE COMUNICACIÓN SOCIAL Y PUBLICIDA | \$10,000.00 | -\$7,300.00 | \$2,700.00 | \$2,700.00 | \$0.00 | \$2,700.00 | \$0.00 | \$0.00 | \$2,700.00 | \$2,700.00 | \$0.00 |
| 3610 | Difusión por radio, televisión y otros medios de mensajes | \$5,000.00 | -\$2,300.00 | \$2,700.00 | \$2,700.00 | \$0.00 | \$2,700.00 | \$0.00 | \$0.00 | \$2,700.00 | \$2,700.00 | \$0.00 |
| 3611 | Difusión por radio, televisión y otros medios de mensajes | \$5,000.00 | -\$2,300.00 | \$2,700.00 | \$2,700.00 | \$0.00 | \$2,700.00 | \$0.00 | \$0.00 | \$2,700.00 | \$2,700.00 | \$0.00 |
| 3620 | Difusión por radio, televisión y otros medios de mensajes | \$5,000.00 | -\$5,000.00 | \$0.00 | \$0.00 | \$0.00 | \$0.00 | \$0.00 | \$0.00 | \$0.00 | \$0.00 | \$0.00 |
| 3621 | Difusión por radio, televisión y otros medios de mensajes | \$5,000.00 | -\$5,000.00 | \$0.00 | \$0.00 | \$0.00 | \$0.00 | \$0.00 | \$0.00 | \$0.00 | \$0.00 | \$0.00 |
| 3700 | SERVICIOS DE TRASLADOS Y VIÁTICOS | \$111,000.00 | \$60,959.70 | \$171,959.70 | \$171,959.70 | \$0.00 | \$171,959.70 | \$0.00 | \$0.00 | \$171,959.70 | \$171,959.70 | \$0.00 |
| 3710 | Pasajes aéreos | \$0.00 | \$9,173.00 | \$9,173.00 | \$9,173.00 | \$0.00 | \$9,173.00 | \$0.00 | \$0.00 | \$9,173.00 | \$9,173.00 | \$0.00 |
| 3711 | Pasajes aéreos nacionales | \$0.00 | \$9,173.00 | \$9,173.00 | \$9,173.00 | \$0.00 | \$9,173.00 | \$0.00 | \$0.00 | \$9,173.00 | \$9,173.00 | \$0.00 |
| 3720 | Pasajes terrestres | \$15,000.00 | \$3,976.14 | \$18,976.14 | \$18,976.14 | \$0.00 | \$18,976.14 | \$0.00 | \$0.00 | \$18,976.14 | \$18,976.14 | \$0.00 |
| 3721 | Pasajes terrestres nacionales | \$15,000.00 | \$3,976.14 | \$18,976.14 | \$18,976.14 | \$0.00 | \$18,976.14 | \$0.00 | \$0.00 | \$18,976.14 | \$18,976.14 | \$0.00 |
| 3750 | Viáticos en el país | \$90,000.00 | \$49,813.56 | \$139,813.56 | \$139,813.56 | \$0.00 | \$139,813.56 | \$0.00 | \$0.00 | \$139,813.56 | \$139,813.56 | \$0.00 |
| 3751 | Viáticos en el país | \$90,000.00 | \$49,813.56 | \$139,813.56 | \$139,813.56 | \$0.00 | \$139,813.56 | \$0.00 | \$0.00 | \$139,813.56 | \$139,813.56 | \$0.00 |
| 3790 | Otros servicios de traslado y hospedaje | \$6,000.00 | -\$2,003.00 | \$3,997.00 | \$3,997.00 | \$0.00 | \$3,997.00 | \$0.00 | \$0.00 | \$3,997.00 | \$3,997.00 | \$0.00 |
| 3791 | Otros servicios de traslado y hospedaje | \$6,000.00 | -\$2,003.00 | \$3,997.00 | \$3,997.00 | \$0.00 | \$3,997.00 | \$0.00 | \$0.00 | \$3,997.00 | \$3,997.00 | \$0.00 |
| 3800 | SERVICIOS OFICIALES | \$275,000.00 | -\$175,961.00 | \$99,039.00 | \$99,039.00 | \$0.00 | \$99,039.00 | \$0.00 | \$0.00 | \$99,039.00 | \$99,039.00 | \$0.00 |
| 3820 | Gastos de orden social y cultural | \$195,000.00 | -\$98,981.80 | \$96,018.20 | \$96,018.20 | \$0.00 | \$96,018.20 | \$0.00 | \$0.00 | \$96,018.20 | \$96,018.20 | \$0.00 |
| 3821 | Gastos de orden social | \$180,000.00 | -\$83,981.80 | \$96,018.20 | \$96,018.20 | \$0.00 | \$96,018.20 | \$0.00 | \$0.00 | \$96,018.20 | \$96,018.20 | \$0.00 |



42



Usr: financieros
Rep: rptEstadoPresupuestoEgresos_FF

Instituto Tecnológico Superior de Tepeaca
Estado de Puebla

Estado del Ejercicio del Presupuesto de Egresos por Fuente de Financiamiento Al 30/nov./2023

Fecha y hora de Impresión | 05/dic./2023
09:57 a. m.


| Unidad Administrativa | | Aprobado | Ampliaciones / (Reducciones) | Presupuesto Vigente | Comprometido | Presupuesto Disponible para Comprometer | Devengado | Comprometido o No Devengado | Presupuesto Sin Devengar | Ejercido | Pagado | Cuentas por Pagar Deuda |
|-----------------------|---|------------------------|------------------------------|------------------------|------------------------|---|------------------------|-----------------------------|--------------------------|------------------------|------------------------|-------------------------|
| Objeto | del Gasto | | | | | | | | | | | |
| 3822 | Gastos de orden cultural | \$15,000.00 | -\$15,000.00 | \$0.00 | \$0.00 | \$0.00 | \$0.00 | \$0.00 | \$0.00 | \$0.00 | \$0.00 | \$0.00 |
| 3830 | Congresos y convenciones | \$70,000.00 | -\$66,979.20 | \$3,020.80 | \$3,020.80 | \$0.00 | \$3,020.80 | \$0.00 | \$0.00 | \$3,020.80 | \$3,020.80 | \$0.00 |
| 3831 | Congresos y convenciones | \$70,000.00 | -\$66,979.20 | \$3,020.80 | \$3,020.80 | \$0.00 | \$3,020.80 | \$0.00 | \$0.00 | \$3,020.80 | \$3,020.80 | \$0.00 |
| 3850 | Gastos de representación | \$10,000.00 | -\$10,000.00 | \$0.00 | \$0.00 | \$0.00 | \$0.00 | \$0.00 | \$0.00 | \$0.00 | \$0.00 | \$0.00 |
| 3851 | Gastos de representación | \$10,000.00 | -\$10,000.00 | \$0.00 | \$0.00 | \$0.00 | \$0.00 | \$0.00 | \$0.00 | \$0.00 | \$0.00 | \$0.00 |
| 3900 | OTROS SERVICIOS GENERALES | \$400,000.00 | -\$215,280.65 | \$184,719.35 | \$184,719.35 | \$0.00 | \$184,719.35 | \$0.00 | \$0.00 | \$184,719.35 | \$184,719.35 | \$0.00 |
| 3920 | Impuestos y derechos | \$40,000.00 | -\$15,845.00 | \$24,155.00 | \$24,155.00 | \$0.00 | \$24,155.00 | \$0.00 | \$0.00 | \$24,155.00 | \$24,155.00 | \$0.00 |
| 3921 | Otros impuestos y derechos | \$40,000.00 | -\$15,845.00 | \$24,155.00 | \$24,155.00 | \$0.00 | \$24,155.00 | \$0.00 | \$0.00 | \$24,155.00 | \$24,155.00 | \$0.00 |
| 3980 | Impuesto sobre nóminas y otros que se deriven de una re | \$320,000.00 | -\$160,547.71 | \$159,452.29 | \$159,452.29 | \$0.00 | \$159,452.29 | \$0.00 | \$0.00 | \$159,452.29 | \$159,452.29 | \$0.00 |
| 3981 | Impuesto sobre nóminas y otros que se deriven de una re | \$320,000.00 | -\$160,547.71 | \$159,452.29 | \$159,452.29 | \$0.00 | \$159,452.29 | \$0.00 | \$0.00 | \$159,452.29 | \$159,452.29 | \$0.00 |
| 3990 | Otros servicios generales | \$40,000.00 | -\$38,887.94 | \$1,112.06 | \$1,112.06 | \$0.00 | \$1,112.06 | \$0.00 | \$0.00 | \$1,112.06 | \$1,112.06 | \$0.00 |
| 3993 | Otros servicios generales | \$40,000.00 | -\$38,887.94 | \$1,112.06 | \$1,112.06 | \$0.00 | \$1,112.06 | \$0.00 | \$0.00 | \$1,112.06 | \$1,112.06 | \$0.00 |
| Federal 2023 | | \$23,065,656.00 | -\$9,703.00 | \$23,055,953.00 | \$19,270,398.10 | \$3,785,554.90 | \$19,101,036.08 | \$169,362.02 | \$3,954,916.92 | \$19,101,036.08 | \$19,034,076.83 | \$66,959.25 |

110 Estatal Recursos Fiscales

| | | | | | | | | | | | | |
|----------------------------------|--|---------------|--------------------|--------------------|--------------------|---------------|---------------|--------------------|--------------------|---------------|---------------|---------------|
| 2000 | MATERIALES Y SUMINISTROS | \$0.00 | \$50,000.00 | \$50,000.00 | \$50,000.00 | \$0.00 | \$0.00 | \$50,000.00 | \$50,000.00 | \$0.00 | \$0.00 | \$0.00 |
| 2900 | HERRAMIENTAS, REFACCIONES Y ACCESORIOS MEN | \$0.00 | \$50,000.00 | \$50,000.00 | \$50,000.00 | \$0.00 | \$0.00 | \$50,000.00 | \$50,000.00 | \$0.00 | \$0.00 | \$0.00 |
| 2910 | Herramientas menores | \$0.00 | \$50,000.00 | \$50,000.00 | \$50,000.00 | \$0.00 | \$0.00 | \$50,000.00 | \$50,000.00 | \$0.00 | \$0.00 | \$0.00 |
| 2911 | Herramientas menores | \$0.00 | \$50,000.00 | \$50,000.00 | \$50,000.00 | \$0.00 | \$0.00 | \$50,000.00 | \$50,000.00 | \$0.00 | \$0.00 | \$0.00 |
| Estatal Recursos Fiscales | | \$0.00 | \$50,000.00 | \$50,000.00 | \$50,000.00 | \$0.00 | \$0.00 | \$50,000.00 | \$50,000.00 | \$0.00 | \$0.00 | \$0.00 |

115 Estatal 2023

| | | | | | | | | | | | | |
|------|---|-----------------|-----------------|-----------------|-----------------|----------------|-----------------|--------|----------------|-----------------|-----------------|-------------|
| 1000 | SERVICIOS PERSONALES | \$21,269,536.00 | -\$1,435,129.13 | \$19,834,406.87 | \$13,315,218.28 | \$6,519,188.59 | \$13,315,218.28 | \$0.00 | \$6,519,188.59 | \$13,315,218.28 | \$13,271,158.61 | \$44,059.67 |
| 1100 | REMUNERACIONES AL PERSONAL DE CARÁCTER PE | \$13,603,228.00 | -\$2,523,022.69 | \$11,080,205.31 | \$9,234,065.13 | \$1,846,140.18 | \$9,234,065.13 | \$0.00 | \$1,846,140.18 | \$9,234,065.13 | \$9,234,065.13 | \$0.00 |
| 1130 | Sueldos base al personal permanente | \$13,603,228.00 | -\$2,523,022.69 | \$11,080,205.31 | \$9,234,065.13 | \$1,846,140.18 | \$9,234,065.13 | \$0.00 | \$1,846,140.18 | \$9,234,065.13 | \$9,234,065.13 | \$0.00 |
| 1132 | Sueldo base al personal de confianza | \$13,603,228.00 | -\$2,523,022.69 | \$11,080,205.31 | \$9,234,065.13 | \$1,846,140.18 | \$9,234,065.13 | \$0.00 | \$1,846,140.18 | \$9,234,065.13 | \$9,234,065.13 | \$0.00 |
| 1300 | REMUNERACIONES ADICIONALES Y ESPECIALES | \$2,836,269.00 | \$1,535,682.61 | \$4,371,951.61 | \$684,229.46 | \$3,687,722.15 | \$684,229.46 | \$0.00 | \$3,687,722.15 | \$684,229.46 | \$684,229.46 | \$0.00 |
| 1310 | Primas por años de servicios efectivos prestados | \$496,495.00 | \$754,308.00 | \$1,250,803.00 | \$456,013.16 | \$794,789.84 | \$456,013.16 | \$0.00 | \$794,789.84 | \$456,013.16 | \$456,013.16 | \$0.00 |
| 1311 | Prima quinquenal por años de servicios efectivos prestad | \$496,495.00 | \$754,308.00 | \$1,250,803.00 | \$456,013.16 | \$794,789.84 | \$456,013.16 | \$0.00 | \$794,789.84 | \$456,013.16 | \$456,013.16 | \$0.00 |
| 1320 | Primas de vacaciones, dominical y gratificación de fin de | \$2,125,755.00 | \$762,079.72 | \$2,887,834.72 | \$18,525.73 | \$2,869,308.99 | \$18,525.73 | \$0.00 | \$2,869,308.99 | \$18,525.73 | \$18,525.73 | \$0.00 |
| 1321 | Primas de vacaciones y dominical | \$797,158.00 | \$49,852.72 | \$847,010.72 | \$18,525.73 | \$828,484.99 | \$18,525.73 | \$0.00 | \$828,484.99 | \$18,525.73 | \$18,525.73 | \$0.00 |



Handwritten signature



Usr: financieros
Rep: rptEstadoPresupuestoEgresos_FF

Instituto Tecnológico Superior de Tepeaca Estado de Puebla

Estado del Ejercicio del Presupuesto de Egresos por Fuente de Financiamiento Al 30/nov./2023

Fecha y hora de Impresión | 05/dic./2023
09:57 a. m.

| Objeto del Gasto | Unidad Administrativa | Aprobado | Ampliaciones / (Reducciones) | Presupuesto Vigente | Comprometido | Presupuesto Disponible para Comprometer | Devengado | Comprometido o No Devengado | Presupuesto Sin Devengar | Ejercido | Pagado | Cuentas por Pagar Deuda |
|------------------|---|-----------------------|------------------------------|-----------------------|-----------------------|---|-----------------------|-----------------------------|--------------------------|-----------------------|-----------------------|-------------------------|
| 1322 | Aguinaldo o gratificación de fin de año | \$1,328,597.00 | \$712,227.00 | \$2,040,824.00 | \$0.00 | \$2,040,824.00 | \$0.00 | \$0.00 | \$2,040,824.00 | \$0.00 | \$0.00 | \$0.00 |
| 1340 | Compensaciones | \$214,019.00 | \$19,294.89 | \$233,313.89 | \$209,690.57 | \$23,623.32 | \$209,690.57 | \$0.00 | \$23,623.32 | \$209,690.57 | \$209,690.57 | \$0.00 |
| 1343 | Compensación por adquisición de material didáctico | \$214,019.00 | \$19,294.89 | \$233,313.89 | \$209,690.57 | \$23,623.32 | \$209,690.57 | \$0.00 | \$23,623.32 | \$209,690.57 | \$209,690.57 | \$0.00 |
| 1400 | SEGURIDAD SOCIAL | \$3,277,301.00 | -\$269,775.97 | \$3,007,525.03 | \$2,475,598.61 | \$531,926.42 | \$2,475,598.61 | \$0.00 | \$531,926.42 | \$2,475,598.61 | \$2,431,538.94 | \$44,059.67 |
| 1410 | Aportaciones de seguridad social | \$3,038,828.00 | -\$272,955.97 | \$2,765,872.03 | \$2,326,983.30 | \$438,888.73 | \$2,326,983.30 | \$0.00 | \$438,888.73 | \$2,326,983.30 | \$2,326,983.30 | \$0.00 |
| 1411 | Aportaciones al Instituto de Seguridad y Servicios Sociales | \$3,038,828.00 | -\$272,955.97 | \$2,765,872.03 | \$2,326,983.30 | \$438,888.73 | \$2,326,983.30 | \$0.00 | \$438,888.73 | \$2,326,983.30 | \$2,326,983.30 | \$0.00 |
| 1430 | Aportaciones al sistema para el retiro | \$238,473.00 | \$3,180.00 | \$241,653.00 | \$148,615.31 | \$93,037.69 | \$148,615.31 | \$0.00 | \$93,037.69 | \$148,615.31 | \$104,555.64 | \$44,059.67 |
| 1431 | Aportaciones al sistema de ahorro para el retiro | \$238,473.00 | \$3,180.00 | \$241,653.00 | \$148,615.31 | \$93,037.69 | \$148,615.31 | \$0.00 | \$93,037.69 | \$148,615.31 | \$104,555.64 | \$44,059.67 |
| 1500 | OTRAS PRESTACIONES SOCIALES Y ECONÓMICAS | \$967,738.00 | \$153,322.12 | \$1,121,060.12 | \$868,673.49 | \$252,386.63 | \$868,673.49 | \$0.00 | \$252,386.63 | \$868,673.49 | \$868,673.49 | \$0.00 |
| 1540 | Prestaciones contractuales | \$937,738.00 | \$24,270.12 | \$962,008.12 | \$863,673.49 | \$98,334.63 | \$863,673.49 | \$0.00 | \$98,334.63 | \$863,673.49 | \$863,673.49 | \$0.00 |
| 1543 | Prestaciones establecidas por condiciones generales de ley | \$937,738.00 | \$24,270.12 | \$962,008.12 | \$863,673.49 | \$98,334.63 | \$863,673.49 | \$0.00 | \$98,334.63 | \$863,673.49 | \$863,673.49 | \$0.00 |
| 1590 | Otras prestaciones sociales y económicas | \$30,000.00 | \$129,052.00 | \$159,052.00 | \$5,000.00 | \$154,052.00 | \$5,000.00 | \$0.00 | \$154,052.00 | \$5,000.00 | \$5,000.00 | \$0.00 |
| 1591 | Otras prestaciones sociales | \$30,000.00 | -\$25,000.00 | \$5,000.00 | \$5,000.00 | \$0.00 | \$5,000.00 | \$0.00 | \$0.00 | \$5,000.00 | \$5,000.00 | \$0.00 |
| 1593 | Otras prestaciones | \$0.00 | \$154,052.00 | \$154,052.00 | \$0.00 | \$154,052.00 | \$0.00 | \$0.00 | \$154,052.00 | \$0.00 | \$0.00 | \$0.00 |
| 1700 | PAGO DE ESTÍMULOS A SERVIDORES PÚBLICOS | \$585,000.00 | -\$331,335.20 | \$253,664.80 | \$52,651.59 | \$201,013.21 | \$52,651.59 | \$0.00 | \$201,013.21 | \$52,651.59 | \$52,651.59 | \$0.00 |
| 1710 | Estímulos | \$585,000.00 | -\$331,335.20 | \$253,664.80 | \$52,651.59 | \$201,013.21 | \$52,651.59 | \$0.00 | \$201,013.21 | \$52,651.59 | \$52,651.59 | \$0.00 |
| 1712 | Estímulos al personal operativo | \$585,000.00 | -\$331,335.20 | \$253,664.80 | \$52,651.59 | \$201,013.21 | \$52,651.59 | \$0.00 | \$201,013.21 | \$52,651.59 | \$52,651.59 | \$0.00 |
| 2000 | MATERIALES Y SUMINISTROS | \$673,575.00 | \$287,005.75 | \$960,580.75 | \$710,045.93 | \$250,534.82 | \$701,044.90 | \$9,001.03 | \$259,535.85 | \$701,044.90 | \$701,044.90 | \$0.00 |
| 2100 | MATERIALES DE ADMINISTRACIÓN, EMISIÓN DE DOC | \$209,979.00 | \$47,872.99 | \$257,851.99 | \$182,136.16 | \$75,715.83 | \$182,136.16 | \$0.00 | \$75,715.83 | \$182,136.16 | \$182,136.16 | \$0.00 |
| 2110 | Materiales, útiles y equipos menores de oficina | \$62,000.00 | -\$10,992.84 | \$51,007.16 | \$1,780.40 | \$49,226.76 | \$1,780.40 | \$0.00 | \$49,226.76 | \$1,780.40 | \$1,780.40 | \$0.00 |
| 2111 | Materiales, útiles y equipos menores de oficina | \$62,000.00 | -\$10,992.84 | \$51,007.16 | \$1,780.40 | \$49,226.76 | \$1,780.40 | \$0.00 | \$49,226.76 | \$1,780.40 | \$1,780.40 | \$0.00 |
| 2140 | Materiales, útiles y equipos menores de tecnologías de la información | \$49,995.00 | \$116,495.57 | \$166,490.57 | \$162,266.04 | \$4,224.53 | \$162,266.04 | \$0.00 | \$4,224.53 | \$162,266.04 | \$162,266.04 | \$0.00 |
| 2141 | Materiales, útiles y equipos menores de tecnologías de la información | \$49,995.00 | \$116,495.57 | \$166,490.57 | \$162,266.04 | \$4,224.53 | \$162,266.04 | \$0.00 | \$4,224.53 | \$162,266.04 | \$162,266.04 | \$0.00 |
| 2150 | Material impreso e información digital | \$0.00 | \$15,730.00 | \$15,730.00 | \$15,730.00 | \$0.00 | \$15,730.00 | \$0.00 | \$0.00 | \$15,730.00 | \$15,730.00 | \$0.00 |
| 2151 | Material impreso e información digital | \$0.00 | \$15,730.00 | \$15,730.00 | \$15,730.00 | \$0.00 | \$15,730.00 | \$0.00 | \$0.00 | \$15,730.00 | \$15,730.00 | \$0.00 |
| 2160 | Material de limpieza | \$50,000.00 | -\$31,029.00 | \$18,971.00 | \$568.40 | \$18,402.60 | \$568.40 | \$0.00 | \$18,402.60 | \$568.40 | \$568.40 | \$0.00 |
| 2161 | Material de limpieza | \$50,000.00 | -\$31,029.00 | \$18,971.00 | \$568.40 | \$18,402.60 | \$568.40 | \$0.00 | \$18,402.60 | \$568.40 | \$568.40 | \$0.00 |
| 2170 | Materiales y útiles de enseñanza | \$47,984.00 | -\$42,330.74 | \$5,653.26 | \$1,791.32 | \$3,861.94 | \$1,791.32 | \$0.00 | \$3,861.94 | \$1,791.32 | \$1,791.32 | \$0.00 |
| 2171 | Materiales y útiles de enseñanza | \$47,984.00 | -\$42,330.74 | \$5,653.26 | \$1,791.32 | \$3,861.94 | \$1,791.32 | \$0.00 | \$3,861.94 | \$1,791.32 | \$1,791.32 | \$0.00 |
| 2200 | ALIMENTOS Y UTENSILIOS | \$39,997.00 | -\$25,857.00 | \$14,140.00 | \$7,820.94 | \$6,319.06 | \$7,820.94 | \$0.00 | \$6,319.06 | \$7,820.94 | \$7,820.94 | \$0.00 |
| 2210 | Productos alimenticios para personas | \$39,997.00 | -\$25,857.00 | \$14,140.00 | \$7,820.94 | \$6,319.06 | \$7,820.94 | \$0.00 | \$6,319.06 | \$7,820.94 | \$7,820.94 | \$0.00 |



42




Usr: financieros
Rep: rptEstadoPresupuestoEgresos_FF

Instituto Tecnológico Superior de Tepeaca Estado de Puebla

Estado del Ejercicio del Presupuesto de Egresos por Fuente de Financiamiento Al 30/nov./2023

Fecha y hora de Impresión | 05/dic./2023
09:57 a. m.

| Unidad Administrativa | | Aprobado | Ampliaciones / (Reducciones) | Presupuesto Vigente | Comprometido | Presupuesto Disponible para Comprometer | Devengado | Comprometido o No Devengado | Presupuesto Sin Devengar | Ejercido | Pagado | Cuentas por Pagar Deuda |
|-----------------------|--|---------------------|------------------------------|---------------------|---------------------|---|---------------------|-----------------------------|--------------------------|---------------------|---------------------|-------------------------|
| Objeto | del Gasto | | | | | | | | | | | |
| 2213 | Productos alimenticios para el personal en las instalacion | \$39,997.00 | -\$25,857.00 | \$14,140.00 | \$7,820.94 | \$6,319.06 | \$7,820.94 | \$0.00 | \$6,319.06 | \$7,820.94 | \$7,820.94 | \$0.00 |
| 2300 | MATERIAS PRIMAS Y MATERIALES DE PRODUCCIÓN | \$0.00 | \$15,924.96 | \$15,924.96 | \$15,924.96 | \$0.00 | \$15,924.96 | \$0.00 | \$0.00 | \$15,924.96 | \$15,924.96 | \$0.00 |
| 2310 | Productos alimenticios, agropecuarios y forestales adquir | \$0.00 | \$6,000.00 | \$6,000.00 | \$6,000.00 | \$0.00 | \$6,000.00 | \$0.00 | \$0.00 | \$6,000.00 | \$6,000.00 | \$0.00 |
| 2311 | Productos alimenticios, agropecuarios y forestales adquir | \$0.00 | \$6,000.00 | \$6,000.00 | \$6,000.00 | \$0.00 | \$6,000.00 | \$0.00 | \$0.00 | \$6,000.00 | \$6,000.00 | \$0.00 |
| 2350 | Productos químicos, farmacéuticos y de laboratorio adqui | \$0.00 | \$9,924.96 | \$9,924.96 | \$9,924.96 | \$0.00 | \$9,924.96 | \$0.00 | \$0.00 | \$9,924.96 | \$9,924.96 | \$0.00 |
| 2351 | Productos químicos, farmacéuticos y de laboratorio adqui | \$0.00 | \$9,924.96 | \$9,924.96 | \$9,924.96 | \$0.00 | \$9,924.96 | \$0.00 | \$0.00 | \$9,924.96 | \$9,924.96 | \$0.00 |
| 2400 | MATERIALES Y ARTÍCULOS DE CONSTRUCCIÓN Y DE | \$0.00 | \$218,891.53 | \$218,891.53 | \$218,891.53 | \$0.00 | \$218,891.53 | \$0.00 | \$0.00 | \$218,891.53 | \$218,891.53 | \$0.00 |
| 2410 | Productos minerales no metálicos | \$0.00 | \$62,727.81 | \$62,727.81 | \$62,727.81 | \$0.00 | \$62,727.81 | \$0.00 | \$0.00 | \$62,727.81 | \$62,727.81 | \$0.00 |
| 2411 | Productos minerales no metálicos | \$0.00 | \$62,727.81 | \$62,727.81 | \$62,727.81 | \$0.00 | \$62,727.81 | \$0.00 | \$0.00 | \$62,727.81 | \$62,727.81 | \$0.00 |
| 2420 | Cemento y productos de concreto | \$0.00 | \$62,679.97 | \$62,679.97 | \$62,679.97 | \$0.00 | \$62,679.97 | \$0.00 | \$0.00 | \$62,679.97 | \$62,679.97 | \$0.00 |
| 2421 | Cemento y productos de concreto | \$0.00 | \$62,679.97 | \$62,679.97 | \$62,679.97 | \$0.00 | \$62,679.97 | \$0.00 | \$0.00 | \$62,679.97 | \$62,679.97 | \$0.00 |
| 2430 | Cal, yeso y productos de yeso | \$0.00 | \$7,034.15 | \$7,034.15 | \$7,034.15 | \$0.00 | \$7,034.15 | \$0.00 | \$0.00 | \$7,034.15 | \$7,034.15 | \$0.00 |
| 2431 | Cal, yeso y productos de yeso | \$0.00 | \$7,034.15 | \$7,034.15 | \$7,034.15 | \$0.00 | \$7,034.15 | \$0.00 | \$0.00 | \$7,034.15 | \$7,034.15 | \$0.00 |
| 2460 | Material eléctrico y electrónico | \$0.00 | \$198.00 | \$198.00 | \$198.00 | \$0.00 | \$198.00 | \$0.00 | \$0.00 | \$198.00 | \$198.00 | \$0.00 |
| 2461 | Material eléctrico y electrónico | \$0.00 | \$198.00 | \$198.00 | \$198.00 | \$0.00 | \$198.00 | \$0.00 | \$0.00 | \$198.00 | \$198.00 | \$0.00 |
| 2470 | Artículos metálicos para la construcción | \$0.00 | \$86,066.60 | \$86,066.60 | \$86,066.60 | \$0.00 | \$86,066.60 | \$0.00 | \$0.00 | \$86,066.60 | \$86,066.60 | \$0.00 |
| 2471 | Artículos metálicos para la construcción | \$0.00 | \$86,066.60 | \$86,066.60 | \$86,066.60 | \$0.00 | \$86,066.60 | \$0.00 | \$0.00 | \$86,066.60 | \$86,066.60 | \$0.00 |
| 2490 | Otros materiales y artículos de construcción y reparación | \$0.00 | \$185.00 | \$185.00 | \$185.00 | \$0.00 | \$185.00 | \$0.00 | \$0.00 | \$185.00 | \$185.00 | \$0.00 |
| 2491 | Otros materiales y artículos de construcción y reparación | \$0.00 | \$185.00 | \$185.00 | \$185.00 | \$0.00 | \$185.00 | \$0.00 | \$0.00 | \$185.00 | \$185.00 | \$0.00 |
| 2500 | PRODUCTOS QUÍMICOS, FARMACÉUTICOS Y DE LAB | \$104,978.00 | -\$17,175.70 | \$87,802.30 | \$55,602.10 | \$32,200.20 | \$46,601.07 | \$9,001.03 | \$41,201.23 | \$46,601.07 | \$46,601.07 | \$0.00 |
| 2510 | Productos químicos básicos | \$59,999.00 | -\$24,368.68 | \$35,630.32 | \$3,430.12 | \$32,200.20 | \$3,430.12 | \$0.00 | \$32,200.20 | \$3,430.12 | \$3,430.12 | \$0.00 |
| 2511 | Productos químicos básicos | \$59,999.00 | -\$24,368.68 | \$35,630.32 | \$3,430.12 | \$32,200.20 | \$3,430.12 | \$0.00 | \$32,200.20 | \$3,430.12 | \$3,430.12 | \$0.00 |
| 2530 | Medicinas y productos farmacéuticos | \$0.00 | \$8,298.57 | \$8,298.57 | \$8,298.57 | \$0.00 | \$1,635.60 | \$6,662.97 | \$6,662.97 | \$1,635.60 | \$1,635.60 | \$0.00 |
| 2531 | Medicinas y productos farmacéuticos | \$0.00 | \$8,298.57 | \$8,298.57 | \$8,298.57 | \$0.00 | \$1,635.60 | \$6,662.97 | \$6,662.97 | \$1,635.60 | \$1,635.60 | \$0.00 |
| 2540 | Materiales, accesorios y suministros médicos | \$0.00 | \$10,986.35 | \$10,986.35 | \$10,986.35 | \$0.00 | \$8,714.85 | \$2,271.50 | \$2,271.50 | \$8,714.85 | \$8,714.85 | \$0.00 |
| 2541 | Materiales, accesorios y suministros médicos | \$0.00 | \$10,986.35 | \$10,986.35 | \$10,986.35 | \$0.00 | \$8,714.85 | \$2,271.50 | \$2,271.50 | \$8,714.85 | \$8,714.85 | \$0.00 |
| 2550 | Materiales, accesorios y suministros de laboratorio | \$19,980.00 | -\$11,191.14 | \$8,788.86 | \$8,788.86 | \$0.00 | \$8,788.86 | \$0.00 | \$0.00 | \$8,788.86 | \$8,788.86 | \$0.00 |
| 2551 | Materiales, accesorios y suministros de laboratorio | \$19,980.00 | -\$11,191.14 | \$8,788.86 | \$8,788.86 | \$0.00 | \$8,788.86 | \$0.00 | \$0.00 | \$8,788.86 | \$8,788.86 | \$0.00 |
| 2560 | Fibras sintéticas, hules, plásticos y derivados | \$0.00 | \$17,797.08 | \$17,797.08 | \$17,797.08 | \$0.00 | \$17,730.52 | \$66.56 | \$66.56 | \$17,730.52 | \$17,730.52 | \$0.00 |
| 2561 | Fibras sintéticas, hules, plásticos y derivados | \$0.00 | \$17,797.08 | \$17,797.08 | \$17,797.08 | \$0.00 | \$17,730.52 | \$66.56 | \$66.56 | \$17,730.52 | \$17,730.52 | \$0.00 |
| 2590 | Otros productos químicos | \$24,999.00 | -\$18,697.88 | \$6,301.12 | \$6,301.12 | \$0.00 | \$6,301.12 | \$0.00 | \$0.00 | \$6,301.12 | \$6,301.12 | \$0.00 |






Usr: financieros
Rep: rptEstadoPresupuestoEgresos_FF

Instituto Tecnológico Superior de Tepeaca
Estado de Puebla

Estado del Ejercicio del Presupuesto de Egresos por Fuente de Financiamiento Al 30/nov./2023

Fecha y hora de Impresión | 05/dic./2023
09:57 a. m.

| Objeto del Gasto | Unidad Administrativa | Aprobado | Ampliaciones / (Reducciones) | Presupuesto Vigente | Comprometido | Presupuesto Disponible para Comprometer | Devengado | Comprometido o No Devengado | Presupuesto Sin Devengar | Ejercido | Pagado | Cuentas por Pagar Deuda |
|------------------|---|-----------------------|------------------------------|-----------------------|-----------------------|---|-----------------------|-----------------------------|--------------------------|-----------------------|-----------------------|-------------------------|
| 2591 | Otros productos químicos | \$24,999.00 | -\$18,697.88 | \$6,301.12 | \$6,301.12 | \$0.00 | \$6,301.12 | \$0.00 | \$0.00 | \$6,301.12 | \$6,301.12 | \$0.00 |
| 2600 | COMBUSTIBLES, LUBRICANTES Y ADITIVOS | \$249,986.00 | \$24,677.00 | \$274,663.00 | \$195,931.59 | \$78,731.41 | \$195,931.59 | \$0.00 | \$78,731.41 | \$195,931.59 | \$195,931.59 | \$0.00 |
| 2610 | Combustibles, lubricantes y aditivos | \$249,986.00 | \$24,677.00 | \$274,663.00 | \$195,931.59 | \$78,731.41 | \$195,931.59 | \$0.00 | \$78,731.41 | \$195,931.59 | \$195,931.59 | \$0.00 |
| 2612 | Combustibles, lubricantes y aditivos para vehículos destir | \$249,986.00 | \$24,677.00 | \$274,663.00 | \$195,931.59 | \$78,731.41 | \$195,931.59 | \$0.00 | \$78,731.41 | \$195,931.59 | \$195,931.59 | \$0.00 |
| 2700 | VESTUARIO, BLANCOS, PRENDAS DE PROTECCIÓN Y | \$0.00 | \$4,738.11 | \$4,738.11 | \$4,738.11 | \$0.00 | \$4,738.11 | \$0.00 | \$0.00 | \$4,738.11 | \$4,738.11 | \$0.00 |
| 2720 | Prendas de seguridad y protección personal | \$0.00 | \$4,738.11 | \$4,738.11 | \$4,738.11 | \$0.00 | \$4,738.11 | \$0.00 | \$0.00 | \$4,738.11 | \$4,738.11 | \$0.00 |
| 2721 | Prendas de seguridad y protección personal | \$0.00 | \$4,738.11 | \$4,738.11 | \$4,738.11 | \$0.00 | \$4,738.11 | \$0.00 | \$0.00 | \$4,738.11 | \$4,738.11 | \$0.00 |
| 2900 | HERRAMIENTAS, REFACCIONES Y ACCESORIOS MEN | \$68,635.00 | \$17,933.86 | \$86,568.86 | \$29,000.54 | \$57,568.32 | \$29,000.54 | \$0.00 | \$57,568.32 | \$29,000.54 | \$29,000.54 | \$0.00 |
| 2910 | Herramientas menores | \$58.00 | \$19,367.10 | \$19,425.10 | \$19,425.10 | \$0.00 | \$19,425.10 | \$0.00 | \$0.00 | \$19,425.10 | \$19,425.10 | \$0.00 |
| 2911 | Herramientas menores | \$58.00 | \$19,367.10 | \$19,425.10 | \$19,425.10 | \$0.00 | \$19,425.10 | \$0.00 | \$0.00 | \$19,425.10 | \$19,425.10 | \$0.00 |
| 2920 | Refacciones y accesorios menores de edificios | \$0.00 | \$935.84 | \$935.84 | \$935.84 | \$0.00 | \$935.84 | \$0.00 | \$0.00 | \$935.84 | \$935.84 | \$0.00 |
| 2921 | Refacciones y accesorios menores de edificios | \$0.00 | \$935.84 | \$935.84 | \$935.84 | \$0.00 | \$935.84 | \$0.00 | \$0.00 | \$935.84 | \$935.84 | \$0.00 |
| 2940 | Refacciones y accesorios menores de equipo de cómputo | \$68,577.00 | -\$4,138.00 | \$64,439.00 | \$6,870.68 | \$57,568.32 | \$6,870.68 | \$0.00 | \$57,568.32 | \$6,870.68 | \$6,870.68 | \$0.00 |
| 2941 | Refacciones y accesorios menores para equipo de cómputo | \$68,577.00 | -\$4,138.00 | \$64,439.00 | \$6,870.68 | \$57,568.32 | \$6,870.68 | \$0.00 | \$57,568.32 | \$6,870.68 | \$6,870.68 | \$0.00 |
| 2960 | Refacciones y accesorios menores de equipo de transporte | \$0.00 | \$789.00 | \$789.00 | \$789.00 | \$0.00 | \$789.00 | \$0.00 | \$0.00 | \$789.00 | \$789.00 | \$0.00 |
| 2961 | Refacciones y accesorios menores de equipo de transporte | \$0.00 | \$789.00 | \$789.00 | \$789.00 | \$0.00 | \$789.00 | \$0.00 | \$0.00 | \$789.00 | \$789.00 | \$0.00 |
| 2990 | Refacciones y accesorios menores otros bienes muebles | \$0.00 | \$979.92 | \$979.92 | \$979.92 | \$0.00 | \$979.92 | \$0.00 | \$0.00 | \$979.92 | \$979.92 | \$0.00 |
| 2991 | Refacciones y accesorios menores de otros bienes muebles | \$0.00 | \$979.92 | \$979.92 | \$979.92 | \$0.00 | \$979.92 | \$0.00 | \$0.00 | \$979.92 | \$979.92 | \$0.00 |
| 3000 | SERVICIOS GENERALES | \$1,122,545.00 | \$1,258,720.18 | \$2,381,265.18 | \$1,531,887.14 | \$849,378.04 | \$1,449,678.84 | \$82,208.30 | \$931,586.34 | \$1,449,678.84 | \$1,383,893.37 | \$65,785.47 |
| 3100 | SERVICIOS BÁSICOS | \$157,124.00 | \$297,401.82 | \$454,525.82 | \$367,025.82 | \$87,500.00 | \$306,277.52 | \$60,748.30 | \$148,248.30 | \$306,277.52 | \$306,277.52 | \$0.00 |
| 3110 | Energía eléctrica | \$53,000.00 | \$96,913.00 | \$149,913.00 | \$110,544.00 | \$39,369.00 | \$110,544.00 | \$0.00 | \$39,369.00 | \$110,544.00 | \$110,544.00 | \$0.00 |
| 3111 | Servicio de energía eléctrica | \$53,000.00 | \$96,913.00 | \$149,913.00 | \$110,544.00 | \$39,369.00 | \$110,544.00 | \$0.00 | \$39,369.00 | \$110,544.00 | \$110,544.00 | \$0.00 |
| 3120 | Gas | \$15,000.00 | \$10,680.64 | \$25,680.64 | \$25,680.64 | \$0.00 | \$25,680.64 | \$0.00 | \$0.00 | \$25,680.64 | \$25,680.64 | \$0.00 |
| 3121 | Servicio de gas | \$15,000.00 | \$10,680.64 | \$25,680.64 | \$25,680.64 | \$0.00 | \$25,680.64 | \$0.00 | \$0.00 | \$25,680.64 | \$25,680.64 | \$0.00 |
| 3130 | Agua | \$10,000.00 | \$98,748.18 | \$108,748.18 | \$101,247.18 | \$7,501.00 | \$40,498.88 | \$60,748.30 | \$68,249.30 | \$40,498.88 | \$40,498.88 | \$0.00 |
| 3131 | Servicio de agua | \$10,000.00 | -\$2,499.00 | \$7,501.00 | \$0.00 | \$7,501.00 | \$0.00 | \$0.00 | \$7,501.00 | \$0.00 | \$0.00 | \$0.00 |
| 3133 | Servicio de agua en situaciones de emergencia | \$0.00 | \$101,247.18 | \$101,247.18 | \$101,247.18 | \$0.00 | \$40,498.88 | \$60,748.30 | \$60,748.30 | \$40,498.88 | \$40,498.88 | \$0.00 |
| 3140 | Telefonía tradicional | \$7,200.00 | \$0.00 | \$7,200.00 | \$6,014.00 | \$1,186.00 | \$6,014.00 | \$0.00 | \$1,186.00 | \$6,014.00 | \$6,014.00 | \$0.00 |
| 3141 | Servicio telefónico convencional | \$7,200.00 | \$0.00 | \$7,200.00 | \$6,014.00 | \$1,186.00 | \$6,014.00 | \$0.00 | \$1,186.00 | \$6,014.00 | \$6,014.00 | \$0.00 |
| 3170 | Servicios de acceso de Internet, redes y procesamiento de datos | \$71,924.00 | \$91,060.00 | \$162,984.00 | \$123,540.00 | \$39,444.00 | \$123,540.00 | \$0.00 | \$39,444.00 | \$123,540.00 | \$123,540.00 | \$0.00 |
| 3171 | Servicios de acceso de internet | \$71,924.00 | \$91,060.00 | \$162,984.00 | \$123,540.00 | \$39,444.00 | \$123,540.00 | \$0.00 | \$39,444.00 | \$123,540.00 | \$123,540.00 | \$0.00 |



GOBIERNO DEL ESTADO
DE PUEBLA
INSTITUTO TECNOLÓGICO
SUPERIOR DE TEPEACA
DIRECCIÓN

Handwritten signature




Usr: financieros
Rep: rptEstadoPresupuestoEgresos_FF

Instituto Tecnológico Superior de Tepeaca
Estado de Puebla
Estado del Ejercicio del Presupuesto de Egresos por Fuente de Financiamiento Al 30/nov./2023

Fecha y hora de Impresión | 05/dic./2023
09:57 a. m.

| Objeto del Gasto | Unidad Administrativa | Aprobado | Ampliaciones / (Reducciones) | Presupuesto Vigente | Comprometido | Presupuesto Disponible para Comprometer | Devengado | Comprometido o No Devengado | Presupuesto Sin Devengar | Ejercido | Pagado | Cuentas por Pagar Deuda |
|---------------------|---|------------------------|------------------------------|------------------------|------------------------|---|------------------------|-----------------------------|--------------------------|------------------------|------------------------|-------------------------|
| 3200 | SERVICIOS DE ARRENDAMIENTO | \$93,600.00 | \$12,351.68 | \$105,951.68 | \$56,895.68 | \$49,056.00 | \$56,895.68 | \$0.00 | \$49,056.00 | \$56,895.68 | \$56,895.68 | \$0.00 |
| 3230 | Arrendamiento de mobiliario y equipo de administración, r | \$93,600.00 | \$0.00 | \$93,600.00 | \$44,544.00 | \$49,056.00 | \$44,544.00 | \$0.00 | \$49,056.00 | \$44,544.00 | \$44,544.00 | \$0.00 |
| 3232 | Arrendamiento de equipo y bienes informáticos | \$93,600.00 | \$0.00 | \$93,600.00 | \$44,544.00 | \$49,056.00 | \$44,544.00 | \$0.00 | \$49,056.00 | \$44,544.00 | \$44,544.00 | \$0.00 |
| 3270 | Arrendamiento de activos intangibles | \$0.00 | \$12,351.68 | \$12,351.68 | \$12,351.68 | \$0.00 | \$12,351.68 | \$0.00 | \$0.00 | \$12,351.68 | \$12,351.68 | \$0.00 |
| 3271 | Derechos de autor, patentes, regalías y otros | \$0.00 | \$12,351.68 | \$12,351.68 | \$12,351.68 | \$0.00 | \$12,351.68 | \$0.00 | \$0.00 | \$12,351.68 | \$12,351.68 | \$0.00 |
| 3300 | SERVICIOS PROFESIONALES, CIENTÍFICOS, TÉCNICO | \$757,000.00 | \$460,973.36 | \$1,217,973.36 | \$903,724.74 | \$314,248.62 | \$882,264.74 | \$21,460.00 | \$335,708.62 | \$882,264.74 | \$882,264.74 | \$0.00 |
| 3310 | Servicios legales, de contabilidad, auditoría y relacionado | \$202,000.00 | -\$71,157.14 | \$130,842.86 | \$97,090.00 | \$33,752.86 | \$75,630.00 | \$21,460.00 | \$55,212.86 | \$75,630.00 | \$75,630.00 | \$0.00 |
| 3311 | Servicios relacionados con procedimientos jurisdiccionales | \$137,000.00 | -\$103,247.14 | \$33,752.86 | \$0.00 | \$33,752.86 | \$0.00 | \$0.00 | \$33,752.86 | \$0.00 | \$0.00 | \$0.00 |
| 3312 | Otros Servicios para la operación de programas | \$65,000.00 | \$32,090.00 | \$97,090.00 | \$97,090.00 | \$0.00 | \$75,630.00 | \$21,460.00 | \$21,460.00 | \$75,630.00 | \$75,630.00 | \$0.00 |
| 3330 | Servicios de consultoría administrativa, procesos, técnica | \$0.00 | \$4,492.48 | \$4,492.48 | \$4,492.48 | \$0.00 | \$4,492.48 | \$0.00 | \$0.00 | \$4,492.48 | \$4,492.48 | \$0.00 |
| 3333 | Servicios relacionados con certificación de procesos | \$0.00 | \$4,492.48 | \$4,492.48 | \$4,492.48 | \$0.00 | \$4,492.48 | \$0.00 | \$0.00 | \$4,492.48 | \$4,492.48 | \$0.00 |
| 3340 | Servicios de capacitación | \$80,000.00 | -\$58,504.24 | \$21,495.76 | \$0.00 | \$21,495.76 | \$0.00 | \$0.00 | \$21,495.76 | \$0.00 | \$0.00 | \$0.00 |
| 3341 | Capacitación institucional | \$80,000.00 | -\$58,504.24 | \$21,495.76 | \$0.00 | \$21,495.76 | \$0.00 | \$0.00 | \$21,495.76 | \$0.00 | \$0.00 | \$0.00 |
| 3360 | Servicios de apoyo administrativo, traducción, fotocopiado | \$0.00 | \$66,642.26 | \$66,642.26 | \$66,642.26 | \$0.00 | \$66,642.26 | \$0.00 | \$0.00 | \$66,642.26 | \$66,642.26 | \$0.00 |
| 3362 | Servicios de apoyo administrativo | \$0.00 | \$10,477.38 | \$10,477.38 | \$10,477.38 | \$0.00 | \$10,477.38 | \$0.00 | \$0.00 | \$10,477.38 | \$10,477.38 | \$0.00 |
| 3364 | Servicios de impresión de material informativo derivado d | \$0.00 | \$56,164.88 | \$56,164.88 | \$56,164.88 | \$0.00 | \$56,164.88 | \$0.00 | \$0.00 | \$56,164.88 | \$56,164.88 | \$0.00 |
| 3380 | Servicios de vigilancia | \$475,000.00 | \$519,500.00 | \$994,500.00 | \$735,500.00 | \$259,000.00 | \$735,500.00 | \$0.00 | \$259,000.00 | \$735,500.00 | \$735,500.00 | \$0.00 |
| 3381 | Servicios de vigilancia | \$475,000.00 | \$519,500.00 | \$994,500.00 | \$735,500.00 | \$259,000.00 | \$735,500.00 | \$0.00 | \$259,000.00 | \$735,500.00 | \$735,500.00 | \$0.00 |
| 3400 | SERVICIOS FINANCIEROS, BANCARIOS Y COMERCIALES | \$40,421.00 | \$53,400.00 | \$93,821.00 | \$79,462.11 | \$14,358.89 | \$79,462.11 | \$0.00 | \$14,358.89 | \$79,462.11 | \$79,462.11 | \$0.00 |
| 3490 | Servicios financieros, bancarios y comerciales integrales | \$40,421.00 | \$53,400.00 | \$93,821.00 | \$79,462.11 | \$14,358.89 | \$79,462.11 | \$0.00 | \$14,358.89 | \$79,462.11 | \$79,462.11 | \$0.00 |
| 3491 | Servicios financieros, bancarios y comerciales integrales | \$40,421.00 | \$53,400.00 | \$93,821.00 | \$79,462.11 | \$14,358.89 | \$79,462.11 | \$0.00 | \$14,358.89 | \$79,462.11 | \$79,462.11 | \$0.00 |
| 3500 | SERVICIOS DE INSTALACIÓN, REPARACIÓN, MANTENIMIENTO | \$74,400.00 | -\$15,406.68 | \$58,993.32 | \$58,993.32 | \$0.00 | \$58,993.32 | \$0.00 | \$0.00 | \$58,993.32 | \$58,993.32 | \$0.00 |
| 3510 | Conservación y mantenimiento menor de inmuebles | \$74,400.00 | -\$26,557.84 | \$47,842.16 | \$47,842.16 | \$0.00 | \$47,842.16 | \$0.00 | \$0.00 | \$47,842.16 | \$47,842.16 | \$0.00 |
| 3511 | Mantenimiento y conservación menor de inmuebles para | \$74,400.00 | -\$74,400.00 | \$0.00 | \$0.00 | \$0.00 | \$0.00 | \$0.00 | \$0.00 | \$0.00 | \$0.00 | \$0.00 |
| 3512 | Mantenimiento y conservación menor de inmuebles para | \$0.00 | \$47,842.16 | \$47,842.16 | \$47,842.16 | \$0.00 | \$47,842.16 | \$0.00 | \$0.00 | \$47,842.16 | \$47,842.16 | \$0.00 |
| 3520 | Instalación, reparación y mantenimiento de mobiliario y e | \$0.00 | \$11,151.16 | \$11,151.16 | \$11,151.16 | \$0.00 | \$11,151.16 | \$0.00 | \$0.00 | \$11,151.16 | \$11,151.16 | \$0.00 |
| 3521 | Mantenimiento y conservación de mobiliario y equipo de z | \$0.00 | \$11,151.16 | \$11,151.16 | \$11,151.16 | \$0.00 | \$11,151.16 | \$0.00 | \$0.00 | \$11,151.16 | \$11,151.16 | \$0.00 |
| 3900 | OTROS SERVICIOS GENERALES | \$0.00 | \$450,000.00 | \$450,000.00 | \$65,785.47 | \$384,214.53 | \$65,785.47 | \$0.00 | \$384,214.53 | \$65,785.47 | \$0.00 | \$65,785.47 |
| 3980 | Impuesto sobre nóminas y otros que se deriven de una re | \$0.00 | \$450,000.00 | \$450,000.00 | \$65,785.47 | \$384,214.53 | \$65,785.47 | \$0.00 | \$384,214.53 | \$65,785.47 | \$0.00 | \$65,785.47 |
| 3981 | Impuesto sobre nóminas y otros que se deriven de una re | \$0.00 | \$450,000.00 | \$450,000.00 | \$65,785.47 | \$384,214.53 | \$65,785.47 | \$0.00 | \$384,214.53 | \$65,785.47 | \$0.00 | \$65,785.47 |
| Estatal 2023 | | \$23,065,656.00 | \$110,596.80 | \$23,176,252.80 | \$15,557,151.35 | \$7,619,101.45 | \$15,465,942.02 | \$91,209.33 | \$7,710,310.78 | \$15,465,942.02 | \$15,356,096.88 | \$109,845.14 |



Handwritten signature



Usr: financieros
Rep: rptEstadoPresupuestoEgresos_FF

Instituto Tecnológico Superior de Tepeaca
Estado de Puebla

Estado del Ejercicio del Presupuesto de Egresos por Fuente de Financiamiento Al 30/nov./2023

Fecha y hora de Impresión 05/dic./2023 09:57 a. m.

| Objeto del Gasto | Unidad Administrativa | Aprobado | Ampliaciones / (Reducciones) | Presupuesto Vigente | Comprometido | Presupuesto Disponible para Comprometer | Devengado | Comprometido o No Devengado | Presupuesto Sin Devengar | Ejercido | Pagado | Cuentas por Pagar Deuda |
|------------------|---|---------------|------------------------------|---------------------|--------------------|---|--------------------|-----------------------------|--------------------------|--------------------|--------------------|-------------------------|
| 902 | Remanente Captacion de Derechos 2022 | | | | | | | | | | | |
| 2000 | MATERIALES Y SUMINISTROS | \$0.00 | \$32,680.49 | \$32,680.49 | \$32,680.49 | \$0.00 | \$32,680.49 | \$0.00 | \$0.00 | \$32,680.49 | \$32,680.49 | \$0.00 |
| 2700 | VESTUARIO, BLANCOS, PRENDAS DE PROTECCIÓN Y | \$0.00 | \$21,855.00 | \$21,855.00 | \$21,855.00 | \$0.00 | \$21,855.00 | \$0.00 | \$0.00 | \$21,855.00 | \$21,855.00 | \$0.00 |
| 2720 | Prendas de seguridad y protección personal | \$0.00 | \$21,855.00 | \$21,855.00 | \$21,855.00 | \$0.00 | \$21,855.00 | \$0.00 | \$0.00 | \$21,855.00 | \$21,855.00 | \$0.00 |
| 2721 | Prendas de seguridad y protección personal | \$0.00 | \$21,855.00 | \$21,855.00 | \$21,855.00 | \$0.00 | \$21,855.00 | \$0.00 | \$0.00 | \$21,855.00 | \$21,855.00 | \$0.00 |
| 2900 | HERRAMIENTAS, REFACCIONES Y ACCESORIOS MEN | \$0.00 | \$10,825.49 | \$10,825.49 | \$10,825.49 | \$0.00 | \$10,825.49 | \$0.00 | \$0.00 | \$10,825.49 | \$10,825.49 | \$0.00 |
| 2940 | Refacciones y accesorios menores de equipo de cómputo | \$0.00 | \$10,825.49 | \$10,825.49 | \$10,825.49 | \$0.00 | \$10,825.49 | \$0.00 | \$0.00 | \$10,825.49 | \$10,825.49 | \$0.00 |
| 2941 | Refacciones y accesorios menores para equipo de cómputo | \$0.00 | \$10,825.49 | \$10,825.49 | \$10,825.49 | \$0.00 | \$10,825.49 | \$0.00 | \$0.00 | \$10,825.49 | \$10,825.49 | \$0.00 |
| | Remanente Captacion de Derechos 2022 | \$0.00 | \$32,680.49 | \$32,680.49 | \$32,680.49 | \$0.00 | \$32,680.49 | \$0.00 | \$0.00 | \$32,680.49 | \$32,680.49 | \$0.00 |
| 903 | Captacion de Derechos 2023 | | | | | | | | | | | |
| 2000 | MATERIALES Y SUMINISTROS | \$130,504.00 | \$273,346.00 | \$403,850.00 | \$63,336.00 | \$340,514.00 | \$0.00 | \$63,336.00 | \$403,850.00 | \$0.00 | \$0.00 | \$0.00 |
| 2100 | MATERIALES DE ADMINISTRACIÓN, EMISIÓN DE DOC | \$0.00 | \$209,147.00 | \$209,147.00 | \$0.00 | \$209,147.00 | \$0.00 | \$0.00 | \$209,147.00 | \$0.00 | \$0.00 | \$0.00 |
| 2110 | Materiales, útiles y equipos menores de oficina | \$0.00 | \$129,082.06 | \$129,082.06 | \$0.00 | \$129,082.06 | \$0.00 | \$0.00 | \$129,082.06 | \$0.00 | \$0.00 | \$0.00 |
| 2111 | Materiales, útiles y equipos menores de oficina | \$0.00 | \$129,082.06 | \$129,082.06 | \$0.00 | \$129,082.06 | \$0.00 | \$0.00 | \$129,082.06 | \$0.00 | \$0.00 | \$0.00 |
| 2160 | Material de limpieza | \$0.00 | \$80,064.94 | \$80,064.94 | \$0.00 | \$80,064.94 | \$0.00 | \$0.00 | \$80,064.94 | \$0.00 | \$0.00 | \$0.00 |
| 2161 | Material de limpieza | \$0.00 | \$80,064.94 | \$80,064.94 | \$0.00 | \$80,064.94 | \$0.00 | \$0.00 | \$80,064.94 | \$0.00 | \$0.00 | \$0.00 |
| 2400 | MATERIALES Y ARTÍCULOS DE CONSTRUCCIÓN Y DE | \$0.00 | \$69,765.00 | \$69,765.00 | \$0.00 | \$69,765.00 | \$0.00 | \$0.00 | \$69,765.00 | \$0.00 | \$0.00 | \$0.00 |
| 2410 | Productos minerales no metálicos | \$0.00 | \$16,920.00 | \$16,920.00 | \$0.00 | \$16,920.00 | \$0.00 | \$0.00 | \$16,920.00 | \$0.00 | \$0.00 | \$0.00 |
| 2411 | Productos minerales no metálicos | \$0.00 | \$16,920.00 | \$16,920.00 | \$0.00 | \$16,920.00 | \$0.00 | \$0.00 | \$16,920.00 | \$0.00 | \$0.00 | \$0.00 |
| 2420 | Cemento y productos de concreto | \$0.00 | \$3,940.00 | \$3,940.00 | \$0.00 | \$3,940.00 | \$0.00 | \$0.00 | \$3,940.00 | \$0.00 | \$0.00 | \$0.00 |
| 2421 | Cemento y productos de concreto | \$0.00 | \$3,940.00 | \$3,940.00 | \$0.00 | \$3,940.00 | \$0.00 | \$0.00 | \$3,940.00 | \$0.00 | \$0.00 | \$0.00 |
| 2440 | Madera y productos de madera | \$0.00 | \$12,075.00 | \$12,075.00 | \$0.00 | \$12,075.00 | \$0.00 | \$0.00 | \$12,075.00 | \$0.00 | \$0.00 | \$0.00 |
| 2441 | Madera y productos de madera | \$0.00 | \$12,075.00 | \$12,075.00 | \$0.00 | \$12,075.00 | \$0.00 | \$0.00 | \$12,075.00 | \$0.00 | \$0.00 | \$0.00 |
| 2460 | Material eléctrico y electrónico | \$0.00 | \$9,450.00 | \$9,450.00 | \$0.00 | \$9,450.00 | \$0.00 | \$0.00 | \$9,450.00 | \$0.00 | \$0.00 | \$0.00 |
| 2461 | Material eléctrico y electrónico | \$0.00 | \$9,450.00 | \$9,450.00 | \$0.00 | \$9,450.00 | \$0.00 | \$0.00 | \$9,450.00 | \$0.00 | \$0.00 | \$0.00 |
| 2470 | Artículos metálicos para la construcción | \$0.00 | \$4,936.00 | \$4,936.00 | \$0.00 | \$4,936.00 | \$0.00 | \$0.00 | \$4,936.00 | \$0.00 | \$0.00 | \$0.00 |
| 2471 | Artículos metálicos para la construcción | \$0.00 | \$4,936.00 | \$4,936.00 | \$0.00 | \$4,936.00 | \$0.00 | \$0.00 | \$4,936.00 | \$0.00 | \$0.00 | \$0.00 |
| 2490 | Otros materiales y artículos de construcción y reparación | \$0.00 | \$22,444.00 | \$22,444.00 | \$0.00 | \$22,444.00 | \$0.00 | \$0.00 | \$22,444.00 | \$0.00 | \$0.00 | \$0.00 |
| 2491 | Otros materiales y artículos de construcción y reparación | \$0.00 | \$22,444.00 | \$22,444.00 | \$0.00 | \$22,444.00 | \$0.00 | \$0.00 | \$22,444.00 | \$0.00 | \$0.00 | \$0.00 |



GOBIERNO DEL ESTADO
DE PUEBLA
INSTITUTO TECNOLÓGICO
SUPERIOR DE TEPEACA
DIRECCIÓN

42



Usr: financieros
Rep: rptEstadoPresupuestoEgresos_FF

Instituto Tecnológico Superior de Tepeaca
Estado de Puebla

Estado del Ejercicio del Presupuesto de Egresos por Fuente de Financiamiento Al 30/nov./2023

Fecha y hora de Impresión | 05/dic./2023
09:57 a. m.

| Objeto del Gasto | Unidad Administrativa | Aprobado | Ampliaciones / (Reducciones) | Presupuesto Vigente | Comprometido | Presupuesto Disponible para Comprometer | Devengado | Comprometido o No Devengado | Presupuesto Sin Devengar | Ejercido | Pagado | Cuentas por Pagar Deuda |
|------------------|--|-----------------------|------------------------------|-----------------------|-----------------------|---|-----------------------|-----------------------------|--------------------------|-----------------------|-----------------------|-------------------------|
| 2500 | PRODUCTOS QUÍMICOS, FARMACÉUTICOS Y DE LAB | \$0.00 | \$1,425.00 | \$1,425.00 | \$0.00 | \$1,425.00 | \$0.00 | \$0.00 | \$1,425.00 | \$0.00 | \$0.00 | \$0.00 |
| 2560 | Fibras sintéticas, hules, plásticos y derivados | \$0.00 | \$1,425.00 | \$1,425.00 | \$0.00 | \$1,425.00 | \$0.00 | \$0.00 | \$1,425.00 | \$0.00 | \$0.00 | \$0.00 |
| 2561 | Fibras sintéticas, hules, plásticos y derivados | \$0.00 | \$1,425.00 | \$1,425.00 | \$0.00 | \$1,425.00 | \$0.00 | \$0.00 | \$1,425.00 | \$0.00 | \$0.00 | \$0.00 |
| 2700 | VESTUARIO, BLANCOS, PRENDAS DE PROTECCIÓN Y | \$39,969.00 | \$36,556.00 | \$76,525.00 | \$63,336.00 | \$13,189.00 | \$0.00 | \$63,336.00 | \$76,525.00 | \$0.00 | \$0.00 | \$0.00 |
| 2710 | Vestuario y uniformes | \$39,969.00 | \$5,079.40 | \$45,048.40 | \$31,859.40 | \$13,189.00 | \$0.00 | \$31,859.40 | \$45,048.40 | \$0.00 | \$0.00 | \$0.00 |
| 2711 | Vestuario y uniformes | \$39,969.00 | \$5,079.40 | \$45,048.40 | \$31,859.40 | \$13,189.00 | \$0.00 | \$31,859.40 | \$45,048.40 | \$0.00 | \$0.00 | \$0.00 |
| 2720 | Prendas de seguridad y protección personal | \$0.00 | \$31,476.60 | \$31,476.60 | \$31,476.60 | \$0.00 | \$0.00 | \$31,476.60 | \$31,476.60 | \$0.00 | \$0.00 | \$0.00 |
| 2721 | Prendas de seguridad y protección personal | \$0.00 | \$31,476.60 | \$31,476.60 | \$31,476.60 | \$0.00 | \$0.00 | \$31,476.60 | \$31,476.60 | \$0.00 | \$0.00 | \$0.00 |
| 2900 | HERRAMIENTAS, REFACCIONES Y ACCESORIOS MEN | \$90,535.00 | -\$43,547.00 | \$46,988.00 | \$0.00 | \$46,988.00 | \$0.00 | \$0.00 | \$46,988.00 | \$0.00 | \$0.00 | \$0.00 |
| 2910 | Herramientas menores | \$38.00 | \$873.00 | \$911.00 | \$0.00 | \$911.00 | \$0.00 | \$0.00 | \$911.00 | \$0.00 | \$0.00 | \$0.00 |
| 2911 | Herramientas menores | \$38.00 | \$873.00 | \$911.00 | \$0.00 | \$911.00 | \$0.00 | \$0.00 | \$911.00 | \$0.00 | \$0.00 | \$0.00 |
| 2920 | Refacciones y accesorios menores de edificios | \$0.00 | \$1,584.00 | \$1,584.00 | \$0.00 | \$1,584.00 | \$0.00 | \$0.00 | \$1,584.00 | \$0.00 | \$0.00 | \$0.00 |
| 2921 | Refacciones y accesorios menores de edificios | \$0.00 | \$1,584.00 | \$1,584.00 | \$0.00 | \$1,584.00 | \$0.00 | \$0.00 | \$1,584.00 | \$0.00 | \$0.00 | \$0.00 |
| 2940 | Refacciones y accesorios menores de equipo de cómputo | \$44,998.00 | -\$33,696.00 | \$11,302.00 | \$0.00 | \$11,302.00 | \$0.00 | \$0.00 | \$11,302.00 | \$0.00 | \$0.00 | \$0.00 |
| 2941 | Refacciones y accesorios menores para equipo de cómputo | \$44,998.00 | -\$33,696.00 | \$11,302.00 | \$0.00 | \$11,302.00 | \$0.00 | \$0.00 | \$11,302.00 | \$0.00 | \$0.00 | \$0.00 |
| 2960 | Refacciones y accesorios menores de equipo de transporte | \$45,499.00 | -\$12,308.00 | \$33,191.00 | \$0.00 | \$33,191.00 | \$0.00 | \$0.00 | \$33,191.00 | \$0.00 | \$0.00 | \$0.00 |
| 2961 | Refacciones y accesorios menores de equipo de transporte | \$45,499.00 | -\$12,308.00 | \$33,191.00 | \$0.00 | \$33,191.00 | \$0.00 | \$0.00 | \$33,191.00 | \$0.00 | \$0.00 | \$0.00 |
| 3000 | SERVICIOS GENERALES | \$1,002,405.00 | \$580,632.64 | \$1,583,037.64 | \$1,021,092.24 | \$561,945.40 | \$1,021,092.24 | \$0.00 | \$561,945.40 | \$1,021,092.24 | \$1,019,958.33 | \$1,133.91 |
| 3200 | SERVICIOS DE ARRENDAMIENTO | \$100,000.00 | \$18,690.48 | \$118,690.48 | \$102,024.48 | \$16,666.00 | \$102,024.48 | \$0.00 | \$16,666.00 | \$102,024.48 | \$102,024.48 | \$0.00 |
| 3270 | Arrendamiento de activos intangibles | \$100,000.00 | \$18,690.48 | \$118,690.48 | \$102,024.48 | \$16,666.00 | \$102,024.48 | \$0.00 | \$16,666.00 | \$102,024.48 | \$102,024.48 | \$0.00 |
| 3271 | Derechos de autor, patentes, regalías y otros | \$100,000.00 | \$18,690.48 | \$118,690.48 | \$102,024.48 | \$16,666.00 | \$102,024.48 | \$0.00 | \$16,666.00 | \$102,024.48 | \$102,024.48 | \$0.00 |
| 3300 | SERVICIOS PROFESIONALES, CIENTÍFICOS, TÉCNICO | \$601,244.00 | -\$123,242.66 | \$478,001.34 | \$156,368.00 | \$321,633.34 | \$156,368.00 | \$0.00 | \$321,633.34 | \$156,368.00 | \$156,368.00 | \$0.00 |
| 3330 | Servicios de consultoría administrativa, procesos, técnica | \$562,252.00 | -\$247,116.66 | \$315,135.34 | \$0.00 | \$315,135.34 | \$0.00 | \$0.00 | \$315,135.34 | \$0.00 | \$0.00 | \$0.00 |
| 3333 | Servicios relacionados con certificación de procesos | \$562,252.00 | -\$247,116.66 | \$315,135.34 | \$0.00 | \$315,135.34 | \$0.00 | \$0.00 | \$315,135.34 | \$0.00 | \$0.00 | \$0.00 |
| 3340 | Servicios de capacitación | \$38,992.00 | \$73,066.00 | \$112,058.00 | \$105,560.00 | \$6,498.00 | \$105,560.00 | \$0.00 | \$6,498.00 | \$105,560.00 | \$105,560.00 | \$0.00 |
| 3341 | Capacitación institucional | \$38,992.00 | \$73,066.00 | \$112,058.00 | \$105,560.00 | \$6,498.00 | \$105,560.00 | \$0.00 | \$6,498.00 | \$105,560.00 | \$105,560.00 | \$0.00 |
| 3360 | Servicios de apoyo administrativo, traducción, fotocopiado | \$0.00 | \$50,808.00 | \$50,808.00 | \$50,808.00 | \$0.00 | \$50,808.00 | \$0.00 | \$0.00 | \$50,808.00 | \$50,808.00 | \$0.00 |
| 3363 | Servicio de impresión de documentos y papelería oficial | \$0.00 | \$50,808.00 | \$50,808.00 | \$50,808.00 | \$0.00 | \$50,808.00 | \$0.00 | \$0.00 | \$50,808.00 | \$50,808.00 | \$0.00 |
| 3500 | SERVICIOS DE INSTALACIÓN, REPARACIÓN, MANTEN | \$27,186.00 | -\$22,656.00 | \$4,530.00 | \$0.00 | \$4,530.00 | \$0.00 | \$0.00 | \$4,530.00 | \$0.00 | \$0.00 | \$0.00 |
| 3530 | Instalación, reparación y mantenimiento de equipo de cómputo | \$27,186.00 | -\$22,656.00 | \$4,530.00 | \$0.00 | \$4,530.00 | \$0.00 | \$0.00 | \$4,530.00 | \$0.00 | \$0.00 | \$0.00 |
| 3531 | Instalación, reparación y mantenimiento de equipo de cómputo | \$27,186.00 | -\$22,656.00 | \$4,530.00 | \$0.00 | \$4,530.00 | \$0.00 | \$0.00 | \$4,530.00 | \$0.00 | \$0.00 | \$0.00 |



42

Instituto Tecnológico Superior de Tepeaca
Estado de Puebla

Estado del Ejercicio del Presupuesto de Egresos por Fuente de Financiamiento Al 30/nov./2023



Usr: financieros
Rep: rptEstadoPresupuestoEgresos_FF

Fecha y hora de Impresión | 05/dic./2023
09:57 a. m.

| Objeto del Gasto | Unidad Administrativa | Aprobado | Ampliaciones / (Reducciones) | Presupuesto Vigente | Comprometido | Presupuesto Disponible para Comprometer | Devengado | Comprometido o No Devengado | Presupuesto Sin Devengar | Ejercido | Pagado | Cuentas por Pagar Deuda |
|------------------|--|--------------|------------------------------|---------------------|--------------|---|--------------|-----------------------------|--------------------------|--------------|--------------|-------------------------|
| 3800 | SERVICIOS OFICIALES | \$77,983.00 | -\$58,486.00 | \$19,497.00 | \$0.00 | \$19,497.00 | \$0.00 | \$0.00 | \$19,497.00 | \$0.00 | \$0.00 | \$0.00 |
| 3830 | Congresos y convenciones | \$77,983.00 | -\$58,486.00 | \$19,497.00 | \$0.00 | \$19,497.00 | \$0.00 | \$0.00 | \$19,497.00 | \$0.00 | \$0.00 | \$0.00 |
| 3831 | Congresos y convenciones | \$77,983.00 | -\$58,486.00 | \$19,497.00 | \$0.00 | \$19,497.00 | \$0.00 | \$0.00 | \$19,497.00 | \$0.00 | \$0.00 | \$0.00 |
| 3900 | OTROS SERVICIOS GENERALES | \$195,992.00 | \$766,326.82 | \$962,318.82 | \$762,699.76 | \$199,619.06 | \$762,699.76 | \$0.00 | \$199,619.06 | \$762,699.76 | \$761,565.85 | \$1,133.91 |
| 3920 | Impuestos y derechos | \$129,539.00 | \$18,851.00 | \$148,390.00 | \$123,935.00 | \$24,455.00 | \$123,935.00 | \$0.00 | \$24,455.00 | \$123,935.00 | \$123,935.00 | \$0.00 |
| 3921 | Otros impuestos y derechos | \$129,539.00 | \$18,851.00 | \$148,390.00 | \$123,935.00 | \$24,455.00 | \$123,935.00 | \$0.00 | \$24,455.00 | \$123,935.00 | \$123,935.00 | \$0.00 |
| 3980 | Impuesto sobre nóminas y otros que se deriven de una re | \$0.00 | \$711,648.30 | \$711,648.30 | \$536,485.49 | \$175,162.81 | \$536,485.49 | \$0.00 | \$175,162.81 | \$536,485.49 | \$535,351.58 | \$1,133.91 |
| 3981 | Impuesto sobre nóminas y otros que se deriven de una re | \$0.00 | \$711,648.30 | \$711,648.30 | \$536,485.49 | \$175,162.81 | \$536,485.49 | \$0.00 | \$175,162.81 | \$536,485.49 | \$535,351.58 | \$1,133.91 |
| 3990 | Otros servicios generales | \$66,453.00 | \$35,827.52 | \$102,280.52 | \$102,279.27 | \$1.25 | \$102,279.27 | \$0.00 | \$1.25 | \$102,279.27 | \$102,279.27 | \$0.00 |
| 3993 | Otros servicios generales | \$66,453.00 | \$35,827.52 | \$102,280.52 | \$102,279.27 | \$1.25 | \$102,279.27 | \$0.00 | \$1.25 | \$102,279.27 | \$102,279.27 | \$0.00 |
| 4000 | TRANSFERENCIAS, ASIGNACIONES, SUBSIDIO | \$0.00 | \$30,624.00 | \$30,624.00 | \$27,809.76 | \$2,814.24 | \$27,809.76 | \$0.00 | \$2,814.24 | \$27,809.76 | \$27,809.76 | \$0.00 |
| 4400 | AYUDAS SOCIALES | \$0.00 | \$30,624.00 | \$30,624.00 | \$27,809.76 | \$2,814.24 | \$27,809.76 | \$0.00 | \$2,814.24 | \$27,809.76 | \$27,809.76 | \$0.00 |
| 4410 | Ayudas sociales a personas | \$0.00 | \$30,624.00 | \$30,624.00 | \$27,809.76 | \$2,814.24 | \$27,809.76 | \$0.00 | \$2,814.24 | \$27,809.76 | \$27,809.76 | \$0.00 |
| 4417 | Ayudas en materia de formación educativa y cultural | \$0.00 | \$30,624.00 | \$30,624.00 | \$27,809.76 | \$2,814.24 | \$27,809.76 | \$0.00 | \$2,814.24 | \$27,809.76 | \$27,809.76 | \$0.00 |
| 5000 | BIENES MUEBLES, INMUEBLES E INTANGIBLE | \$453,737.00 | \$739,876.36 | \$1,193,613.36 | \$700,776.36 | \$492,837.00 | \$680,302.36 | \$20,474.00 | \$513,311.00 | \$680,302.36 | \$680,302.36 | \$0.00 |
| 5100 | MOBILIARIO Y EQUIPO DE ADMINISTRACIÓN | \$423,737.00 | \$0.00 | \$423,737.00 | \$0.00 | \$423,737.00 | \$0.00 | \$0.00 | \$423,737.00 | \$0.00 | \$0.00 | \$0.00 |
| 5110 | Muebles de oficina y estantería | \$216,221.00 | \$0.00 | \$216,221.00 | \$0.00 | \$216,221.00 | \$0.00 | \$0.00 | \$216,221.00 | \$0.00 | \$0.00 | \$0.00 |
| 5111 | Muebles de oficina y estantería | \$216,221.00 | \$0.00 | \$216,221.00 | \$0.00 | \$216,221.00 | \$0.00 | \$0.00 | \$216,221.00 | \$0.00 | \$0.00 | \$0.00 |
| 5150 | Equipo de cómputo y de tecnologías de la información | \$207,516.00 | \$0.00 | \$207,516.00 | \$0.00 | \$207,516.00 | \$0.00 | \$0.00 | \$207,516.00 | \$0.00 | \$0.00 | \$0.00 |
| 5151 | Equipo de cómputo y de tecnología de la información | \$207,516.00 | \$0.00 | \$207,516.00 | \$0.00 | \$207,516.00 | \$0.00 | \$0.00 | \$207,516.00 | \$0.00 | \$0.00 | \$0.00 |
| 5200 | MOBILIARIO Y EQUIPO EDUCACIONAL Y RECREATIVO | \$0.00 | \$205,402.36 | \$205,402.36 | \$205,402.36 | \$0.00 | \$205,402.36 | \$0.00 | \$0.00 | \$205,402.36 | \$205,402.36 | \$0.00 |
| 5210 | Equipos y aparatos audiovisuales | \$0.00 | \$205,402.36 | \$205,402.36 | \$205,402.36 | \$0.00 | \$205,402.36 | \$0.00 | \$0.00 | \$205,402.36 | \$205,402.36 | \$0.00 |
| 5211 | Equipos y aparatos audiovisuales | \$0.00 | \$205,402.36 | \$205,402.36 | \$205,402.36 | \$0.00 | \$205,402.36 | \$0.00 | \$0.00 | \$205,402.36 | \$205,402.36 | \$0.00 |
| 5400 | VEHÍCULOS Y EQUIPO DE TRANSPORTE | \$0.00 | \$514,000.00 | \$514,000.00 | \$474,900.00 | \$39,100.00 | \$474,900.00 | \$0.00 | \$39,100.00 | \$474,900.00 | \$474,900.00 | \$0.00 |
| 5410 | Vehículos y equipo terrestre | \$0.00 | \$514,000.00 | \$514,000.00 | \$474,900.00 | \$39,100.00 | \$474,900.00 | \$0.00 | \$39,100.00 | \$474,900.00 | \$474,900.00 | \$0.00 |
| 5412 | Vehículos y equipo terrestre, destinados a servicios admir | \$0.00 | \$514,000.00 | \$514,000.00 | \$474,900.00 | \$39,100.00 | \$474,900.00 | \$0.00 | \$39,100.00 | \$474,900.00 | \$474,900.00 | \$0.00 |
| 5600 | MAQUINARIA, OTROS EQUIPOS Y HERRAMIENTAS | \$30,000.00 | \$20,474.00 | \$50,474.00 | \$20,474.00 | \$30,000.00 | \$0.00 | \$20,474.00 | \$50,474.00 | \$0.00 | \$0.00 | \$0.00 |
| 5620 | Maquinaria y equipo industrial | \$0.00 | \$20,474.00 | \$20,474.00 | \$20,474.00 | \$0.00 | \$0.00 | \$20,474.00 | \$20,474.00 | \$0.00 | \$0.00 | \$0.00 |
| 5621 | Maquinaria y equipo industrial | \$0.00 | \$20,474.00 | \$20,474.00 | \$20,474.00 | \$0.00 | \$0.00 | \$20,474.00 | \$20,474.00 | \$0.00 | \$0.00 | \$0.00 |
| 5640 | Sistemas de aire acondicionado, calefacción y de refriger | \$30,000.00 | \$0.00 | \$30,000.00 | \$0.00 | \$30,000.00 | \$0.00 | \$0.00 | \$30,000.00 | \$0.00 | \$0.00 | \$0.00 |
| 5641 | Sistemas de aire acondicionado, calefacción y de refriger | \$30,000.00 | \$0.00 | \$30,000.00 | \$0.00 | \$30,000.00 | \$0.00 | \$0.00 | \$30,000.00 | \$0.00 | \$0.00 | \$0.00 |



[Handwritten signature]




Usr: financieros
Rep: rptEstadoPresupuestoEgresos_FF


Instituto Tecnológico Superior de Tepeaca
Estado de Puebla
Estado del Ejercicio del Presupuesto de Egresos por Fuente de Financiamiento Al 30/nov./2023

Fecha y hora de Impresión | 05/dic./2023
09:57 a. m.


| Unidad Administrativa Objeto del Gasto | Aprobado | Ampliaciones / (Reducciones) | Presupuesto Vigente | Comprometido | Presupuesto Disponible para Comprometer | Devengado | Comprometido o No Devengado | Presupuesto Sin Devengar | Ejercido | Pagado | Cuentas por Pagar Deuda |
|---|------------------------|---------------------------------|------------------------|------------------------|---|------------------------|-----------------------------------|-----------------------------|------------------------|------------------------|-------------------------------|
| Captacion de Derechos 2023 | \$1,586,646.00 | \$1,624,479.00 | \$3,211,125.00 | \$1,813,014.36 | \$1,398,110.64 | \$1,729,204.36 | \$83,810.00 | \$1,481,920.64 | \$1,729,204.36 | \$1,728,070.45 | \$1,133.91 |
| Total Final | \$48,567,655.00 | \$2,952,805.31 | \$51,520,460.31 | \$38,507,896.76 | \$13,012,563.55 | \$37,940,603.81 | \$56,292.95 | \$13,579,856.50 | \$37,940,603.81 | \$37,762,665.51 | \$177,938.30 |



JULIAN ALFREDO VELAZQUEZ ROMERO
DIRECTOR GENERAL




GABRIELA CECILIA PORTES FLORES LARA
SUBDIRECTORA DE ADMINISTRACION Y FINANZAS




AURORA GONZALEZ CASTILLERO
JEFA DEPTO. DE RECURSOS FINANCIEROS Y CONTABILIDAD



GOBIERNO DEL ESTADO
DE PUEBLA
INSTITUTO TECNOLÓGICO
SUPERIOR DE TEPEACA
DIRECCIÓN



CAROLINA RAMIREZ OLIVAREZ
DIRECTORA DE PLANEACION, ADMINISTRACION Y FINANZAS



NORA JAQUELINE GARCIA CARRILLO
SUBDIRECTORA DE PLANEACION Y EVALUACION